

Lindsey Wilson College Men's Basketball

2011-12

Lindsey Wilson College Sports Information • 210 Lindsey Wilson Street • Columbia, Ky.
www.lindseyathletics.com • (270) 384-8071

No. 12 Lindsey Wilson (15-8, 7-4 MSC) vs. Rio Grande (12-13, 3-8 MSC)

Biggers Sports Center - Columbia, Ky.

Feb. 11, 2012 - 4 p.m. CT

93.5 WAIN-FM, Duo County Channel 2, LindseyAthletics.com

Probable Starting Lineups

Lindsey Wilson	Ht.	Yr.	PPG	RPG
G 1 Kalen Kimberland	6-0	Jr.	13.7	3.3
G 12 Justin Archie	6-2	Sr.	7.6	3.8
F 15 Wes Hanspard	6-6	Jr.	9.5	3.9
G 22 Chase Spreen	6-5	Sr.	16.8	4.6
F 32 Charles Baker	6-5	Sr.	5.6	3.0

Rio Grande	Ht.	Yr.	PPG	RPG
G 4 Jermaine Warmack	5-10	So.	12.3	3.5
F 20 Shaun Gunnell	6-4	Sr.	12.9	7.2
F 34 Turrell Morris	6-6	Jr.	15.0	7.7
G 40 Brad Cubbie	6-2	Sr.	8.5	2.7
F 50 Dominick Haynes	6-8	Jr.	10.0	4.5

Today's Matchup

	Lindsey Wilson	Rio Grande
Record	15-8, 7-4 MSC	12-13, 3-8
Ranking	No. 12	Not Ranked
Last Game	L - W. Va. Tech, 93-96	L - Cumberlands, 58-76
Head Coach	Paul Peck 218-100 (10th year)	Ken French 61-114 (6th year)

No. 12-ranked Lindsey Wilson wraps up its three-game home stand on Saturday as the Blue Raiders host University of Rio Grande at Biggers Sports Center. The Blue Raiders have lost a four straight games, including three in a row in the MSC. Rio Grande has split its last four games, including wins over West Va. Tech and St. Catharine College. The RedStorm has lost their last eight road games and have never beaten Lindsey Wilson in the history of the series. Tip-off is set for 4 p.m. CT. The game will be live on 93.5 WAIN-FM, Duo County Channel 2 and at lindseyathletics.com.

2011-12 Schedule

Date	Opponent	Time/Result
November		
1	Union (Ky.)	W 78-59
4	1-Virginia @ Lynchburg	W 81-66
5	1-Union (Ky.)	W 71-66
10	@ Trevecca Nazarene (Tenn.)	L 66-67
13	Ohio State Mansfield	W 100-54
15	@ Freed-Hardeman (Tenn.)	L 71-73 (ot)
21	* @ Cumberlands (Ky.)	L 58-69
25	2-Life (Ga.)	W 99-83
December		
1	* UVa.-Wise	W 79-72
3	* Pikeville (Ky.)	W 76-73
14	@ Southern Wesleyan (S.C.)	W 92-72
17	Trevecca Nazarene (Tenn.)	W 72-71
29	Indiana-Northwest	W 85-58
January		
5	@ West Va. Tech	L 78-87
7	* @ Rio Grande (Ohio)	W 73-70
12	* Shawnee State (Ohio)	W 85-78
14	* Georgetown (Ky.)	W 79-78
19	* @ Campbellsville (Ky.)	W 71-65
21	* @ St. Catharine (Ky.)	W 86-80
26	* @ UVa.-Wise	L 51-58
28	* @ Pikeville (Ky.)	L 70-71
February		
4	* Cumberlands (Ky.)	L 76-77
9	West Va. Tech	L 93-96 (ot)
11	* Rio Grande (Ohio)	4 p.m.
16	* @ Shawnee State (Ohio)	7 p.m.
18	* @ Georgetown (Ky.)	3 p.m.
23	* Campbellsville (Ky.)	8 p.m.
25	* St. Catharine (Ky.)	4 p.m.

March

1-4 @ MSC Tournament (Frankfort, Ky.)
14-20 @ NAIA Tournament (Kansas City, Mo.)

1 - So. Va. Classic;
2 - Lou Cunningham Classic @ Campbellsville
* Mid-South Conference games

LINDSEY WILSON COLLEGE BLUE RAIDERS

NO.	NAME	POS.	YR.	HT.	HOMETOWN
1	Kalen Kimberland	G	Jr.	6-0	Columbia, Ky.
2	Giorgos Pramagioulis	G	Fr.	6-2	Athens, Greece
11	Milos Petrovic	F	Jr.	6-8	Belgrade, Serbia
12	Justin Archie	G	Sr.	6-2	Los Angeles, Calif.
15	Wes Hanspard	F	Jr.	6-6	Oakland, Calif.
21	Anthony Sparks	C	So.	6-10	Detroit, Mich.
22	Chase Spreen	G	Sr.	6-5	Bedford, Ind.
23	Chris Johnson	G	Jr.	6-3	Murfreesboro, Tenn.
24	Tony Horne	G	Fr.	6-3	Louisville, Ky.
30	Chase Cox	G	So.	6-1	Campbellsville, Ky.
31	Darren Ballou	F	Jr.	6-7	Columbia, Ky.
32	Charles Baker	F	Sr.	6-5	Raleigh, N.C.
33	Josh White	F	Jr.	6-7	Los Angeles, Calif.

Head Coach: Paul Peck

Overall: 454-299 (24th year)

Lindsey Wilson: 218-100 (10th year)

Asst. Coach: Chris Starks, J.B. Arnett, Lance Person

UNIVERSITY OF RIO GRANDE REDSTORM

NO.	NAME	POS.	YR.	HT.	HOMETOWN
2	Kaleb Kimbler	G	Jr.	6-3	Salisbury, N.C.
4	Jermaine Warmack	G	So.	5-10	Orange, N.J.
10	D.D. Joyner	G	Fr.	6-4	Groveport, Ohio
11	Evan Legg	G	Fr.	6-2	Piketon, Ohio
12	Dominique Ngniman	F	Sr.	6-6	Yaounde, Cameroon
20	Shaun Gunnell	F	Sr.	6-4	Columbus, Ohio
23	Darriell Hunter	G	Sr.	6-4	Indianapolis, Ind.
33	Makka Garba	C	So.	6-8	Midlothian, Va.
34	Turrell Morris	F	Jr.	6-6	Columbus, Ohio
40	Brad Cubbie	G	Sr.	6-2	Dayton, Ohio
42	Ethan Prater	F	So.	6-5	South Point, Ohio
44	Stefan Black	F	Jr.	6-5	Frankfort, Ind.
50	Dominick Haynes	F	Jr.	6-8	Cleveland, Ohio

Head Coach: Ken French

Rio Grande: 61-114 (6th year)

Asst. Coach: Aaron Quinn

Lindsey Wilson vs. Rio Grande At a Glance

All-Time Series

All-Time: Lindsey Wilson leads 7-0

@ LWC: Lindsey Wilson leads 3-0

@ Rio: Lindsey Wilson leads 3-0

Neutral: Lindsey Wilson leads 1-0

All-Time Series

Date	LWC	Rio	Site	Result
1/7/12	73	70	Rio	Win
2/12/11	72	69	Rio	Win
1/8/11	63	51	LWC	Win
2/11/10	75	74	LWC	Win
1/14/10	72	58	Rio	Win
12/30/03	82	57	Rio	Win
11/25/03	73	62	LWC	Win
11/14/98	88	83	Beckley, W.Va.	Win

Statistics	LWC	RIO
Scoring Avg.	77.8 (4)	73.4 (7)
Points Allowed	71.4 (4)	73.1 (6)
Scoring Margin	+6.4 (4)	+0.3 (7)
Field Goal Pct.	47.5 (3)	44.1 (6)
Opp. FG Pct.	45.4 (10)	44.4 (8)
3-Pt. Pct.	40.4 (1)	33.4 (7)
3-Pt. Made	7.0 (3)	4.6 (9)
Opp. 3-Pt. Pct.	28.5 (1)	36.6 (10)
Free Throw Pct.	75.0 (1)	62.6 (10)
Rebounding	32.5 (10)	39.2 (3)
Reb. Margin	-1.9 (9)	+6.5 (3)
Blocks	1.7 (10)	3.0 (7)
Assists	13.7 (5)	8.9 (10)
Steals	7.3 (8)	7.4 (7)
Turnovers	15.5 (3)	16.6 (6)

Conference Rank in Parenthesis

Game Notes

Lindsey - Rio Grande All-Time Series

Saturday's game is the ninth all-time meeting between the two programs. Lindsey Wilson leads the all-time series 8-0, including 3-0 at Biggers Sports Center.

First Meeting

Lindsey Wilson scored the final 12 points of the game to beat host Rio Grande 73-70. Four Blue Raiders scored in double figures led by Chase Spreen's 17 points. Lindsey Wilson shot 53.2 percent from the field, including making 7-of-14 from three-point range. Shaun Gunnell led the RedStorm with 20 points and six rebounds.

Last Time Out

The Blue Raiders dropped their fourth straight game falling 96-93 in overtime to West Virginia University Tech on Thursday. The 96 points were the most given up this season by the Blue Raiders. Rio Grande shot just 39.1 percent from the field and fell 76-58 at University of the Cumberland on Thursday.

Career Night

Junior Wesley Hanspard scored a career-high 28 points in Thursday's loss at West Va. Tech. Hanspard made 13-of-15 from the field. He added seven rebounds and two steals to his night.

NAIA's Best

Lindsey Wilson leads the NAIA in free throw shooting this season. The Blue Raiders are shooting 75 percent from the charity stripe as a team. Chase Spreen (83 percent) leads the MSC and is 17th in the nation and Kalen Kimberland (80.2) is third in the conference and 31st in the NAIA this season at the free throw line.

Three-Point Dominance

Lindsey Wilson is second in the NAIA this season in three-point offense and sixth in three-point defense. The Blue Raiders are shooting 40.4 percent from three-point range this season while LWC's opposition is making 28.5 percent of its threes this season.

Climbing the Scoring Ladder

Lindsey Wilson's Kalen Kimberland and Chase Spreen have moved inside the top-20 on the program's all-time scoring list this season. Kimberland is 17th all-time with 894 points. He is three points from Joey Watkins' 897 points. Spreen is 18th with 876 points.

Struggling Defense

Over its last three games -- all losses -- Lindsey Wilson has allowed 81.3 points per game. The opposition is shooting 52.5 percent from the field and 42.2 percent from three-point range.

Holding on to Second Place

Despite their recent losing streak, the Blue Raiders remain in second place in the MSC standings with a 7-4 conference record.



Game Notes

A Fall to No. 12

Lindsey Wilson slipped four spots to No. 12 in the latest NAIA Division I Coaches' Top-25 Poll. The Blue Raiders received 179 voting points from the national raters.

Recipe for Success

Lindsey Wilson's success under coach Paul Peck revolves around two numbers, 70 and 50. When the Blue Raiders score 70 points in Peck's nine-plus years, Lindsey Wilson is 162-22. Additionally, the Blue Raiders are 83-10 under Peck when they shoot at least 50 percent from the field. This season, LWC is 15-5 when scoring 70 points and 6-2 when shooting 50 percent.

Eclipsing 450

Coach Paul Peck won his 450 career game against Rio Grande on Jan. 7. Peck has coached at Lindsey Wilson when it was a junior college, Panola Junior College, Kentucky State University and Cumberland University before returning to Lindsey Wilson prior to the 2002-03 season.

MSC Projections

Lindsey Wilson was projected to finish sixth in the MSC this season. The Blue Raiders received 32 voting points from the MSC coaches in the preseason poll. Rio was picked to finish ninth after receiving 11 voting points from the conference coaches.

Looking Ahead

Lindsey Wilson travels to Shawnee State University on Thursday, Feb. 16 for a Mid-South Conference game. University of Rio Grande travels to University of Pikeville on Thursday.

Rio Grande Schedule

Date	Opponent	Site	Result	Record
11/4/11	Ohio-Chillicothe	H	W - 109-82	1-0
11/5/11	Miami-Middletown	H	L - 84-89	1-1
11/7/11	Wilberforce (Ohio)	A	W - 76-70	2-1
11/11/11	Ohio-Lancaster	H	W - 95-56	3-1
11/12/11	Northwestern Ohio	H	W - 80-75	4-1
11/19/11	Campbellsville (Ky.) *	A	L - 61-65	4-2, 0-1 MSC
11/21/11	St. Catharine (Ky.) *	A	L - 77-83	4-3, 0-2 MSC
12/1/11	West Virginia Tech	A	L - 56-92	4-4
12/10/11	Wilberforce (Ohio)	H	W - 62-60	5-4
12/13/11	Cincinnati-Clermont	H	L - 69-72	5-5
12/18/11	OSU-Mansfield	N	W - 79-53	6-5
12/19/11	Algoma University	N	W - 76-74	7-5
12/29/11	Houghton (N.Y.)	H	W - 83-59	8-5
1/5/12	Cumberlands (Ky.) *	H	W - 77-67	9-5, 1-2 MSC
1/7/12	Lindsey Wilson (Ky.) *	H	L - 70-73	9-6, 1-3 MSC
1/10/12	Mountain State (W.Va.)	A	L - 66-84	9-7
1/12/12	Pikeville (Ky.) *	H	L - 78-82	9-8, 1-4 MSC
1/14/12	UVa-Wise (Va.) *	H	W - 93-83	10-8, 2-4 MSC
1/19/12	Georgetown (Ky.) *	A	L - 57-88	10-9, 2-5 MSC
1/21/12	Shawnee State (Ohio) *	A	L - 64-72	10-10, 2-6 MSC
1/24/12	Cedarville University	A	L - 67-75	10-11
1/28/12	West Virginia Tech	H	W - 73-65	11-11
2/2/12	Campbellsville (Ky.) *	H	L - 56-64	11-12, 2-7 MSC
2/4/12	St. Catharine (Ky.) *	H	W - 70-69	12-12, 3-7 MSC
2/9/12	Cumberlands (Ky.) *	A	L - 58-76	12-13, 3-8 MSC
2/11/12	Lindsey Wilson (Ky.) *	A	4:00 PM	
2/16/12	Pikeville (Ky.) *	A	8:00 PM	
2/18/12	UVa-Wise (Va.) *	A	4:00 PM	
2/23/12	Georgetown (Ky.) *	H	8:00 PM	
2/25/12	Shawnee State (Ohio) *	H	4:00 PM	

Lindsey Wilson Basketball Quick Facts

Location	Columbia, Ky. 42728
Founded/Enrollment	1903/2,600
Nickname	Blue Raiders
Colors	Royal Blue and White
Conference	Mid-South
Home Court	Biggers Sports Center
President	Dr. William T. Luckey Jr.
Athletic Director	Willis Pooler
Head Coach	Paul Peck (Union '77)
LWC Record	218-100 (10th Season)
Overall Record	454-299 (24th Season)
2010-11 Record	19-11
2010-11 MSC Record	10-8
All-Time Record	476-331 (25 Years)
MSC Regular Season Titles	1
MSC Tournament Titles	2
NAIA Tourn. Record	6-9 (9 Years)
Last NAIA Tournament Appearance	2009

NAIA National Rankings

Rk.	LW	Team (First Place Votes)	Rec.	Pts.
1	2	Robert Morris (Ill.) (7)	22-1	308
2	1	Shorter (Ga.) (5)	23-1	305
3	4	Oklahoma Baptist	20-3	293
4	3	Southern Poly (Ga.)	18-4	271
5	5	Our Lady of the Lake (Texas)	18-4	269
6	6	Rogers State (Okla.)	18-4	264
7	9	Martin Methodist (Tenn.)	18-5	241
8	12	Georgetown (Ky.)	19-5	240
9	22	Westmont (Calif.)	17-4	237
10	11	Mountain State (W.Va.)	19-6	220
11	7	Azusa Pacific (Calif.)	19-5	219
12	8	Lindsey Wilson (Ky.)	15-7	179
13	10	Montana State-Northern	20-4	176
13	14	Texas Wesleyan	17-4	176
15	23	John Brown (Ark.)	19-5	175
16	16	Concordia (Calif.)	18-5	170
17	17	Lee (Tenn.)	16-5	159
18	RV	LSU Shreveport	16-6	143
19	21	Tougaloo (Miss.)	17-5	126
20	24	MidAmerica Nazarene (Kan.)	17-7	112
21	18	Columbia (Mo.)	19-6	106
22	20	Pikeville (Ky.)	15-8	97
23	15	Southern Nazarene (Okla.)	17-7	96
24	19	Montana-Western	18-7	75
25	13	The Master's (Calif.)	16-7	70
25	25	Xavier (La.)	17-6	70

Others receiving votes: Saint Xavier (Ill.) 46; Evangel (Mo.) 28; Union (Tenn.) 23; Cal State San Marcos 22; Point Loma Nazarene (Calif.) 15; Oklahoma Christian 8; Cumberlands (Ky.) 7; Westminster (Utah) 7; Science & Arts (Okla.) 1; St. Thomas (Texas) 1; Baker (Kan.) 1; Harris-Stowe State (Mo.) 1; Freed-Hardeman (Tenn.) 1; Cumberland (Tenn.) 1; Biola (Calif.) 1; Voorhees (S.C.); Campbellsville (Ky.) 1; St. Catharine (Ky.) 1.

Rankings and records as of Feb. 6

2011-12 Lindsey Wilson Basketball Results

RECORD: 15-8 overall, 7-4 Mid-South (Home: 8-2, Away: 4-6, Neutral: 3-0)

Date	Opponent	LWC	Result	Margin	Record	High Scorer	High Rebound	High Assist
N1	Union (Ky.)	W	78-59	+19	1-0	17 Cox	8 Spreen	5 Spreen
N4	(N) Va.-Lynchburg	W	81-66	+15	2-0	26 Spreen	9 Spreen	6 Archie
N5	(N) Union (Ky.)	W	71-66	+5	3-0	16 Spreen	9 Spreen	4 Kimberland
N10	@Trevecca Nazarene (Tenn.)	L	66-67	-1	3-1	16 Kimberland	7 Archie	6 Archie
N13	Ohio State-Mansfield	W	100-54	+46	4-1	17 White	11 White	5 Pramagioulis
N15	@Freed-Hardeman (Tenn.)	L	71-73 (ot)	-2	4-2	14 Archie	7 Archie	7 Archie
N21	@Cumberlands (Ky.)	L	58-69	-11	4-3	15 Archie	8 White	2 Two tied
N25	(N) Life (Ga.)	W	99-83	+16	5-3	30 Spreen	12 White	10 Archie
D1	UVa.-Wise	W	79-72	+7	6-3	20 Spreen	7 White	9 Archie
D3	Pikeville (Ky.)	W	76-73	+3	7-3	26 Kimberland	9 White	4 Kimberland
D14	@So. Wesleyan (S.C.)	W	92-72	+20	8-3	16 Cox	4 Two tied	2 Two tied
D17	Trevecca Nazarene (Tenn.)	W	72-71	+1	9-3	19 Kimberland	6 Kimberland	4 Kimberland
D29	Indiana-Northwest	W	85-58	+27	10-3	16 Spreen	9 Pramagioulis	6 Kimberland
J5	@West Va. Tech	L	78-87	-9	10-4	22 Cox	5 Spreen	3 Two tied
J7	@Rio Grande (Ohio)	W	73-70	+3	11-4	17 Spreen	6 Johnson	2 Pramagioulis
J12	Shawnee State (Ohio)	W	85-78	+7	12-4	18 Hanspard	6 Kimberland	7 Archie
J14	Georgetown (Ky.)	W	79-78	+1	13-4	23 Spreen	9 Spreen	2 Three tied
J19	@Campbellsville (Ky.)	W	71-65	+6	14-4	19 Kimberland	6 Kimberland	3 Three tied
J21	@St. Catharine (Ky.)	W	86-80	+6	15-4	27 Spreen	8 Hanspard	7 Archie
J26	@UVa.-Wise	L	51-58	-7	15-5	14 Spreen	9 Archie	2 Three tied
J28	@Pikeville (Ky.)	L	70-71	-1	15-6	23 Cox	5 Spreen	7 Archie
F4	Cumberlands (Ky.)	L	76-77	-1	15-7	16 Spreen	5 Two tied	5 Kimberland
F9	West Va. Tech	L	93-96 (ot)	-3	15-8	28 Hanspard	10 Baker	8 Archie
F11	Rio Grande (Ohio)							
F16	@Shawnee State (Ohio)							
F18	@Georgetown (Ky.)							
F23	Campbellsville (Ky.)							
F25	St. Catharine (Ky.)							
M1-4	(N) Mid-South Conference Tournament							
M14-20	(N) NAIA Tournament							

Mid-South Standings

Pos.	Team	Overall	MSC	Pct.	GB
1.	Georgetown	19-5	9-3	.750	--
2.	Lindsey Wilson	15-8	7-4	.636	1.5
T-3.	Cumberlands	15-8	7-5	.583	2.0
T-3.	St. Catharine	11-10	7-5	.583	2.0
5.	Pikeville	15-9	7-6	.538	2.5
6.	Campbellsville	17-8	6-6	.500	3.0
7.	UVa.-Wise	8-12	5-8	.385	4.5
8.	Rio Grande	12-13	3-8	.273	5.5
9.	Shawnee State	9-15	3-9	.250	6.0
	*West Virginia Tech	17-7	--	--	--

* Not eligible for MSC title.

This Week in the MSC

Tuesday, Feb. 7

Shawnee State 71 @ Cincinnati-Clermont 62

Thursday, Feb. 9

Rio Grande 58 @ Cumberlands 76

Pikeville 57 @ Campbellsville 58

UVa.-Wise 91 @ St. Catharine 104

West Va. Tech 96 @ Lindsey Wilson 93 (OT)

Saturday, Feb. 11

West Va. Tech @ Cumberlands - 3 p.m. CT

UVa.-Wise @ Campbellsville - 3 p.m. CT

Pikeville @ St. Catharine - 3 p.m. CT

Georgetown @ Shawnee State - 3:30 p.m. CT

Rio Grande @ Lindsey Wilson - 4 p.m. CT

2011-12 Lindsey Wilson Basketball Statistics

Record When the Blue Raiders...

at Biggers Sports Center.....	8-2
On the road.....	4-6
at neutral sites	3-0
vs. MSC.....	7-4
vs. ranked teams.....	3-1
Leading at halftime.....	11-4
Trailing at halftime.....	3-4
Tied at halftime.....	1-0
Overtime.....	0-1
Score 90+ points.....	3-1
Score 80-89 points.....	4-0
Score 70-79 points.....	8-4
Score 60-69 points.....	0-1
Score less than 60 points.....	0-2
Allow 90+ points.....	0-1
Allow 80-89 points.....	2-1
Allow 70-79 points.....	7-3
Allow 60-69 points.....	3-2
Allow less than 60 points.....	3-1
November.....	5-3
December.....	5-0
January.....	5-3
February.....	0-2
March.....	0-0
Shoot better than opponent.....	12-2
Shoot worse than opponent.....	3-6
Shoot 50% or higher.....	6-2
Shoot worse than 50%.....	9-6
Opp. shoots 50% or higher.....	2-4
Opp. shoots worse than 50%.....	13-4
Shoot 35% or higher from 3.....	12-5
Shoot worse than 35% from 3.....	3-3
Opp. shoots 35% or higher from 3.....	2-5
Opp. shoots worse than 35% from 3.....	13-3
Shoot more free throws than opponent.....	11-4
Shoot fewer free throws than opponent.....	3-4
Shoot same free throws as opponent.....	1-0
Out-rebound opponent.....	4-2
Out-rebounded by opponent.....	9-6
Tied in rebounds.....	2-0
Record 15 or more assists.....	7-4
Record less than 15 assists.....	8-4
Commit 15 or fewer turnovers.....	9-4
Commit 16 or more turnovers.....	6-4
More assists than turnovers.....	5-4
More turnovers than assists.....	10-4
1-5 point margins.....	5-5
6-10 point margins.....	4-2
11-19 point margins.....	3-1
20 or more point margins.....	3-0
Games following a loss.....	3-4
Games following a win.....	11-4

Miscellaneous Statistics

Scoring Leaders

Chase Spreen.....	10
Kalen Kimberland.....	5
Chase Cox.....	4
Justin Archie.....	2
Wes Hanspard.....	2
Josh White.....	1

Rebounding Leaders

Josh White.....	7
Chase Spreen.....	6
Kalen Kimberland.....	3
Justin Archie.....	3
Wes Hanspard.....	2
Darren Ballou	1
Charles Baker.....	1
Giorgos Pramagioulis.....	1
Chris Johnson.....	1

Assist Leaders

Justin Archie.....	14
Kalen Kimberland.....	8
Chase Spreen.....	3
Charles Baker.....	2
Giorgos Pramagioulis.....	2
Milos Petrovic.....	1
Darren Ballou.....	1
Chase Cox.....	1

Double Figures Scoring

Chase Spreen	21
Kalen Kimberland	17
Chase Cox	10
Wes Hanspard.....	10
Justin Archie	7
Darren Ballou	4
Milos Petrovic	3
Josh White.....	3
Charles Baker.....	2
Giorgos Pramagioulis.....	1

Double Doubles

Wes Hanspard	1
Josh White.....	1
Charles Baker.....	1

Season Highs

Lindsey Wilson

Points.....	100 (Ohio St. Mansfield)
FG.....	40 (Ohio St. Mansfield)
FG%.....	63.8 (So. Wesleyan)
3FG.....	11 (Three times)
3FG%.....	68.8 (So. Wesleyan)
FT%.....	86.7 (Trevecca Nazarene)
RB.....	61 (Ohio St. Mansfield)
Assists.....	20 (IU Northwest)
TO.....	25 (Va.-Lynchburg)
Blocks.....	5 (Ohio St. Mansfield)
Steals.....	16 (Ohio St. Mansfield)

Opponents

Points.....	96 (W.Va. Tech)
FG.....	35 (W.Va. Tech)
FG%.....	58.6 (W.Va. Tech)
3FG.....	8 (Three times)
3FG%.....	47.1 (Cumberlands)
FT%.....	83.3 (So. Wesleyan)
RB.....	42 (Twice)
Assists.....	21 (W.Va. Tech)
TO.....	26 (Georgetown)
Blocks.....	6 (Three times)
Steals.....	13 (Life)

Individual Highs

Points.....	30 Spreen (Life)
3FG.....	7 Cox (Pikeville)
RB.....	11 White (OSU Mansfield)
Assists.....	10 Archie (Life)
Blocks.....	2 (Eight Times)
Steals.....	6 Archie (Pikeville)

Season Lows

Lindsey Wilson

Points.....	51 (UVa.-Wise)
FG.....	20 (Twice)
FG%.....	34.5 (UVa.-Wise)
3FG.....	3 (Three times)
3FG%.....	18.8 (Union)
FT%.....	58.3 (Pikeville)
RB.....	21 (Pikeville)
Assists.....	6 (Cumberlands)
TO.....	7 (Union)
Blocks.....	0 (Five times)
Steals.....	2 (Twice)



Paul Peck

Overall: 454-299 (24th season)

Lindsey Wilson: 218-100 (10th season)

Home: 121-29

Home Streak: Lost 2

Road: 53-54

Road Streak: Lost 2

Neutral: 44-16

Neutral Streak: Won 3

MSC: 68-60

MSC Streak: Lost 3

NAIA Tournament: 5-5 **NAIA Streak:** Lost 2

By Coach

Coach	Seasons	Rec.	Pct.
Paul Peck	2002-	218-100	.686
Steve Dodd	1996-2002	127-79	.617
Mark Wise	1987-88	20-14	.588
Tom Wethington	1990-93	50-47	.516
Wayne Breeden	1988-90	31-30	.508
Roger Schnepf	1993-96	30-61	.330

By Wins

Coach	Seasons	Wins
Paul Peck	2002-	218
Steve Dodd	1996-2002	127
Tom Wethington	1990-93	50
Wayne Breeden	1988-90	31
Roger Schnepf	1993-96	30
Mark Wise	1987-88	20

LWC in the NAIA Tournament

Tournament Appearances	9
All-Time Record	6-9
Elite Eight Appearances	2
Sweet 16 Appearances	4
NAIA's under Coach Peck	5
NAIA's Record under Coach Peck .	5-5

All-Time Coaching Records

Season by Season

Season	W-L	Pct.	Coach
1987-88	20-14	.588	Mark Wise
1988-89	18-12	.600	Wayne Breeden
1989-90	13-18	.419	Wayne Breeden
1990-91	22-11	.667	Tom Wethington
1991-92	11-20	.355	Tom Wethington
1992-93	17-16	.515	Tom Wethington
1993-94	8-22	.267	Roger Schnepf
1994-95	9-21	.300	Roger Schnepf
1995-96	13-18	.419	Steve Dodd
1996-97	23-13	.639	Steve Dodd
1997-98	23-12	.657	Steve Dodd
1998-99	29-5	.853	Steve Dodd
1999-00	26-8	.765	Steve Dodd
2000-01	9-25	.265	Steve Dodd
2001-02	17-16	.515	Steve Dodd
2002-03	24-11	.686	Paul Peck
2003-04	33-4	.892	Paul Peck
2004-05	30-4	.882	Paul Peck
2005-06	24-10	.706	Paul Peck
2006-07	19-12	.613	Paul Peck
2007-08	16-15	.516	Paul Peck
2008-09	23-9	.719	Paul Peck
2009-10	15-16	.484	Paul Peck
2010-11	19-11	.633	Paul Peck
2011-12	15-8	.652	Paul Peck
Totals	476-331	.590	

Lindsey Wilson Basketball History

LINDSEY WILSON MEN'S BASKETBALL ALL-TIME

POINTS:

1. CETRIC ANDERSON (2001-05)	1,910
2. SCOTT COOK (2002-06)	1,630
3. JOE MCGEORGE (1990-94)	1,444
4. CHRIS DICKERSON (1987-90)	1,270
5. JARED BARNES (2001-05)	1,135
6. MATT BENNETT (1993-97)	1,132
7. MARK BUTCHER (1993-97)	1,103
8. MICHAEL RESCH (1996-2001)	1,086
9. BRENT CONLEY (1998-2000)	1,063
10. LLOYD LEWIS (2005-08)	1,043
17. KALEN KIMBERLAND (2009-)	894
18. CHASE SPREEN (2008-)	876

REBOUNDS:

1. NELSON CUNDIFF (1987-91)	555
2. JARED BARNES (2001-05)	554
3. STEPHEN RUSSELL (2003-06)	532
T4. MICHAEL RESCH (1996-2001)	498
T4. LLOYD LEWIS (2005-08)	498
6. CETRIC ANDERSON (2001-05)	487
7. CHRIS DICKERSON (1987-90)	475
T8. JOHN SPIVEY (2003-05)	440
T8. RICHIE SUTHERLAND (1998-2000)	440
10. SCOTT COOK (2002-06)	429
23. CHASE SPREEN (2008-)	283
28. DARREN BALLOU (2009-)	246

ASSISTS:

1. SCOTT COOK (2002-06)	672
2. NELSON CUNDIFF (1987-91)	447
3. CETRIC ANDERSON (2001-05)	418
4. JARED BARNES (2001-05)	308
5. BRANDON DAVENPORT (1999-2001)	288
6. DARRIN SMITH (1990-91)	267
7. STEPHEN RUSSELL (2003-06)	227
8. JEFF VORIES (2006-10)	216
9. JUSTIN ARCHIE (2009-)	209
10. J.J. ROBARDS (1998-2000)	202
12. KALEN KIMBERLAND (2009-)	176


LINDSEY WILSON MEN'S BASKETBALL INDIVIDUAL RECORDS

Most Points:	41 - Matt Eitutis vs. Alice Lloyd (12/6/89)
Most FG Made:	18 - Matt Eitutis vs. Alice Lloyd (12/6/89)
Most FG Attempted:	31 - Chris Johnson vs. Mich. Christian (3/7/89)
Most 3-pt. Made:	8 - Joe McGeorge vs. Wilberforce (12/17/92) 8 - Joe Beauregard vs. Philander Smith (11/27/99) 8 - Jerry Moton vs. Life (2/8/01)
Most 3-pt. Attempted:	16 - Brandon Adams vs. Mountain State (2/6/07)
Most FT Made:	16 - Tim Wright vs. Faulkner (11/24/07)
Most FT Attempted:	21 - Charles Chambers vs. Berea (1/16/93)
Most Rebounds:	23 - Danyell Macklin vs. Spalding (1/24/98)
Most Assists:	13 - Brandon Davenport vs. Life (1/15/01)
Most Steals:	7 - Leland Perry vs. Johnson Smith (11/13/98) 7 - Scott Cook vs. Ohio State Newark (12/18/05)
Most Blocks:	7 - Thyria Penn vs. Cumberland (11/11/97) 7 - Thyria Penn vs. Union (12/15/97) 7 - Torian Richards vs. Pikeville (1/30/99)

LINDSEY WILSON MEN'S BASKETBALL TEAM RECORDS

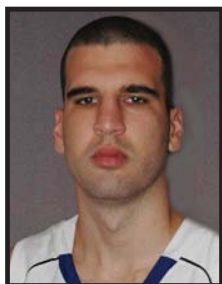
Most Points:	141 vs. Ohio State Mansfield (2/15/09)
Most Points Allowed:	135 vs. Campbellsville (2/7/91)
Fewest Points:	37 vs. Bethel (Ind.) (12/19/09)
Fewest Points Allowed:	27 vs. Johnson Bible (11/15/08)
Most FG:	59 vs. Ohio State Mansfield (11/14/10)
Most FG Attempted:	99 vs. Indiana Northwest (1/2/98)
Best FG Pct.:	72.3 vs. Campbellsville (1/29/05)
Most 3-pt. Made:	19 vs. Southern Virginia (12/10/97)
Most 3-pt. Attempted:	44 vs. Spalding (2/19/01)
Best 3-pt. Pct.	78.6 vs. San Diego Christian (3/15/06)
Most FT Made:	36 vs. Tusculum (11/9/91)
Most FT Attempted:	55 vs. Tusculum (11/9/91)
Most Rebounds:	70 vs. Spalding (11/9/02)
Most Assists:	36 vs. Oakwood (11/21/03) 36 vs. Miami Middletown (11/27/04)
Most Steals:	25 vs. Johnson Bible (11/25/08)
Most Blocks:	12 vs. Brescia (3/7/98)

RADIO/TV CHART



**KALEN
KIMBERLAND**

1 | 6-0 | G | JR.
COLUMBIA, KY.
(ADAIR COUNTY HS)




**GIORGOS
PRAMAGIOULIS**

2 | 6-2 | G | FR.
ATHENS, GREECE
(30 LUKEIO KALAMATAS)




**MILOS
PETROVIC**

11 | 6-8 | C | JR.
BELGRADE, SERBIA
(DELAWARE TECH CC)



**JUSTIN
ARCHIE**

12 | 6-2 | G | SR.
LOS ANGELES, CALIF.
(UNIV. OF NEW ORLEANS)




**WESLEY
HANSPARD**

15 | 6-6 | F | JR.
OAKLAND, CALIF.
(LOS MEDANOS CC)




**ANTHONY
SPARKS**

21 | 6-10 | C | SO.
DETROIT, MICH.
(WABASH VALLEY CC)




**CHASE
SPREEN**

22 | 6-6 | G | SR.
BEDFORD, IND.
(BEDFORD N. LAWRENCE)




**CHRIS
JOHNSON**

23 | 6-3 | G | SO.
MURFREESBORO, TENN.
(VOLUNTEER STATE CC)



**TONY
HORNE**

24 | 6-3 | G | FR.
LOUISVILLE, KY.
(LOUISVILLE MALE HS)




**CHASE
COX**

30 | 6-1 | G | SO.
CAMPBELLSVILLE, KY.
(TAYLOR COUNTY HS)




**DARREN
BALLOU**

31 | 6-7 | F | JR.
COLUMBIA, KY.
(ADAIR COUNTY HS)




**CHARLES
BAKER**

32 | 6-6 | F | SR.
RALEIGH, N.C.
(CAPE FEAR CC)



**JOSH
WHITE**

33 | 6-7 | F | JR.
LOS ANGELES, CALIF.
(MT. SAN ANTONIO CC)



**PAUL
PECK**

HEAD COACH
10TH SEASON



**CHRIS
STARKS**

ASST. COACH
10TH SEASON



**RUSTY
ELMORE**

ASST. COACH
FIRST SEASON

**ASSISTANT COACH
J.B. ARNETT**

**ASSISTANT COACH
LANCE PEARSON**

**MANAGER
KYLE DALTON**

**MANAGER
AUSTIN SHEARER**

**MANAGER
MARCUS CRAVENS**

**FACILITIES/EVENT MANAGEMENT
MIKE TALLEY**

**ATHLETICS INTERN
NELSON POULIOT**

**FILM COORDINATOR
TYLER POPE**

**TRAINER
EMILY RIGNEY**

**ATHLETIC DIRECTOR
WILLIS POOLER**

**ASST. AD/SID
CHRIS WELLS**

**ASSISTANT SID
DAN WHITE**

**ASST. ATHLETICS ADMIN.
ABE CROSS**

**ADMIN. ASSISTANT
BETH BOISVERT**

PRONUNCIATION GUIDE

Giorgos (Goerge-E) Pramagioulis (Proma-GOO-LIUS)
Milos (MEE-LOS) Petrovic (Petro-vich)
Tony Horne (Horn)
Darren Ballou (Ba-Loo)



Lindsey Wilson Basketball Player Career Stats

Archie, Justin

SEASON	GP	FGM-FMA	3PM-3PA	FTM-FTA	OFF	DEF	REB	AST	STL	BLK	TO	PF	PTS
2010-11	28	87-222	7-46	51-73	26	88	114	117	75	21	74	63	232
2011-12	19	56-108	4-10	29-45	11	62	73	92	31	9	49	43	145
TOTAL	47	143-330	11-56	80-118	37	150	187	209	106	30	123	106	377

SEASON	GP	MIN	FG%	3P%	FT%	OFF	DEF	REB	AST	STL	BLK	PF	PTS
2010-11	28	27.3	0.392	0.152	0.699	0.9	3.1	4.1	4.2	2.7	0.8	2.3	8.3
2011-12	19	27.0	0.519	0.400	0.644	0.6	3.3	3.8	4.8	1.6	0.5	2.3	7.6
TOTAL	47	27.2	0.433	0.196	0.678	0.8	3.2	4.0	4.4	2.3	0.6	2.3	8.0

	Points	Rebounds	Assists
Career	19 (West Va. Tech - 2/10/11)	10 (East-West - 11/27/10)	10 (Life - 11/25/11)
Season	15 (Cumberlands - 11/21)	9 (UVa.-Wise - 1/26)	10 (Life - 11/25)

Baker, Charles

SEASON	GP	FGM-FMA	3PM-3PA	FTM-FTA	OFF	DEF	REB	AST	STL	BLK	TO	PF	PTS
2010-11	25	93-203	9-30	35-50	54	105	159	27	22	11	37	48	230
2011-12	13	26-52	5-12	16-27	11	28	39	15	7	3	23	19	73
TOTAL	38	119-255	14-42	51-77	65	133	198	42	29	14	60	67	303

SEASON	GP	MIN	FG%	3P%	FT%	OFF	DEF	REB	AST	STL	BLK	PF	PTS
2010-11	25	27.2	0.458	0.300	0.700	2.2	4.2	6.4	1.1	0.9	0.4	1.9	9.2
2011-12	13	18.9	0.500	0.417	0.593	0.8	2.2	3.0	1.2	0.5	0.2	1.5	5.6
TOTAL	38	24.4	0.467	0.333	0.662	1.7	3.5	5.2	1.1	0.8	0.4	1.8	8.0

	Points	Rebounds	Assists
Career	21 (Cumberland - 12/19/10)	12 (UVa.-Wise - 1/27/11)	4 (Berea - 11/16/10)
Season	12 (Cumberlands - 2/4)	10 (West Va. Tech - 2/9)	3 (Campbellsville - 1/19)

Ballou, Darren

SEASON	GP	FGM-FMA	3PM-3PA	FTM-FTA	OFF	DEF	REB	AST	STL	BLK	TO	PF	PTS
2009-10	29	37-86	8-28	32-40	27	50	77	11	3	8	25	28	114
2010-11	28	37-112	13-38	16-25	39	63	102	9	13	6	20	49	103
2011-12	23	43-91	16-43	14-22	19	48	67	11	11	5	30	33	116
TOTAL	80	117-289	37-109	62-87	85	161	246	31	27	19	75	110	333

SEASON	GP	MIN	FG%	3P%	FT%	OFF	DEF	REB	AST	STL	BLK	PF	PTS
2009-10	29	13.0	0.430	0.286	0.800	0.9	1.7	2.7	0.4	0.1	0.3	1.0	3.9
2010-11	28	19.9	0.330	0.342	0.640	1.4	2.3	3.6	0.3	0.5	0.2	1.8	3.7
2011-12	23	22.3	0.473	0.372	0.636	0.8	2.1	2.9	0.5	0.5	0.2	1.4	5.0
TOTAL	80	18.1	0.405	0.339	0.713	1.1	2.0	3.1	0.4	0.3	0.2	1.4	4.2

	Points	Rebounds	Assists
Career	17 (Lambuth - 12/11/09)	13 (Lambuth - 12/11/09)	3 (Twice)
Season	12 (Pikeville - 12/3)	7 (Union - 11/1)	3 (West Va. Tech - 1/5)

Cox, Chase

SEASON	GP	FGM-FMA	3PM-3PA	FTM-FTA	OFF	DEF	REB	AST	STL	BLK	TO	PF	PTS
2010-11	30	54-145	37-99	21-36	11	26	37	24	29	1	26	39	166
2011-12	22	77-190	62-145	18-22	9	34	43	21	16	4	34	56	234
TOTAL	52	131-335	99-244	39-58	20	60	80	45	45	5	60	95	400

SEASON	GP	MIN	FG%	3P%	FT%	OFF	DEF	REB	AST	STL	BLK	PF	PTS
2010-11	30	14.4	0.372	0.374	0.583	0.4	0.9	1.2	0.8	1.0	0.0	1.3	5.5
2011-12	22	25.4	0.405	0.428	0.818	0.4	1.5	2.0	1.0	0.7	0.2	2.5	10.6
TOTAL	52	19.1	0.391	0.406	0.672	0.4	1.2	1.5	0.9	0.9	0.1	1.8	7.7

	Points	Rebounds	Assists
Career	23 (Pikeville - 1/28/12)	6 (UVa.-Wise - 1/26/12)	3 (Five times)
Season	23 (Pikeville - 1/28)	6 (UVa.-Wise - 1/26)	3 (Trevecca Nazarene - 11/10)

Lindsey Wilson Basketball Player Career Stats

Hanspard, Wesley

SEASON	GP	FGM-FMA	3PM-3PA	FTM-FTA	OFF	DEF	REB	AST	STL	BLK	TO	PF	PTS
2011-12	23	94-163	0-0	30-48	32	58	90	21	13	6	26	53	218
TOTAL	23	94-163	0-0	30-48	32	58	90	21	13	6	26	53	218

SEASON	GP	MIN	FG%	3P%	FT%	OFF	DEF	REB	AST	STL	BLK	PF	PTS
2011-12	23	23.5	0.577	0.000	0.625	1.4	2.5	3.9	0.9	0.6	0.3	2.3	9.5
TOTAL	23	23.4	0.577	0.000	0.625	1.4	2.5	3.9	0.9	0.6	0.3	2.3	9.5

	Points	Rebounds	Assists
Career	28 (West Va. Tech- 2/9/12)	10 (OSU-Mansfield - 11/13/11)	4 (IU Northwest - 12/29/11)
Season	28 (West Va. Tech- 2/9)	10 (OSU-Mansfield - 11/13)	4 (IU Northwest - 12/29)

Horne, Tony

SEASON	GP	FGM-FMA	3PM-3PA	FTM-FTA	OFF	DEF	REB	AST	STL	BLK	TO	PF	PTS
2011-12	7	7-19	1-7	3-5	4	6	10	6	3	0	5	5	18
TOTAL	7	7-19	1-7	3-5	4	6	10	6	3	0	5	5	18

SEASON	GP	MIN	FG%	3P%	FT%	OFF	DEF	REB	AST	STL	BLK	PF	PTS
2011-12	7	6.7	0.368	0.143	0.600	0.6	0.9	1.4	0.9	0.4	0.0	0.7	2.6
TOTAL	7	6.7	0.368	0.143	0.600	0.6	0.9	1.4	0.9	0.4	0.0	0.7	2.6

	Points	Rebounds	Assists
Career	7 (IU Northwest - 12/29/11)	6 (OSU-Mansfield - 11/13/11)	2 (Twice)
Season	7 (IU Northwest - 12/29)	6 (OSU-Mansfield - 11/13)	2 (Twice)

Johnson, Chris

SEASON	GP	FGM-FMA	3PM-3PA	FTM-FTA	OFF	DEF	REB	AST	STL	BLK	TO	PF	PTS
2011-12	11	9-19	4-8	2-3	4	12	16	5	9	0	13	15	24
TOTAL	11	9-19	4-8	2-3	4	12	16	5	9	0	13	15	24

SEASON	GP	MIN	FG%	3P%	FT%	OFF	DEF	REB	AST	STL	BLK	PF	PTS
2011-12	11	6.1	0.474	0.500	0.667	0.4	1.1	1.5	0.5	0.8	0.0	1.4	2.2
TOTAL	11	6.1	0.474	0.500	0.667	0.4	1.1	1.5	0.5	0.8	0.0	1.4	2.2

	Points	Rebounds	Assists
Career	6 (Twice)	6 (Rio Grande - 1/7/12)	2 (OSU-Mansfield - 11/13/11)
Season	6 (Twice)	6 (Rio Grande - 1/7)	2 (OSU-Mansfield - 11/13)

Kimberland, Kalen

SEASON	GP	FGM-FMA	3PM-3PA	FTM-FTA	OFF	DEF	REB	AST	STL	BLK	TO	PF	PTS
2009-10	29	89-197	24-56	93-130	33	61	94	55	30	1	65	44	295
2010-11	25	82-221	23-81	124-139	18	50	68	62	33	0	56	47	311
2011-12	21	85-194	13-39	105-131	19	50	69	59	25	0	42	38	288
TOTAL	75	256-612	60-176	322-400	70	161	231	176	88	1	163	129	894

SEASON	GP	MIN	FG%	3P%	FT%	OFF	DEF	REB	AST	STL	BLK	PF	PTS
2009-10	29	28.5	0.452	0.429	0.715	1.1	2.1	3.2	1.9	1.0	0.0	1.5	10.2
2010-11	25	29.2	0.371	0.284	0.892	0.7	2.0	2.7	2.5	1.3	0.0	1.9	12.4
2011-12	21	30.7	0.438	0.333	0.802	0.9	2.4	3.3	2.8	1.2	0.0	1.8	13.7
TOTAL	75	29.4	0.418	0.341	0.805	0.9	2.1	3.1	2.3	1.2	0.0	1.7	11.9

	Points	Rebounds	Assists
Career	26 (Pikeville - 12/3/11)	8 (OSU-Mansfield - 11/14/10)	6 (Twice)
Season	26 (Pikeville - 12/3)	6 (Four times)	6 (IU Northwest - 12/29)

Petrovic, Milos

SEASON	GP	FGM-FMA	3PM-3PA	FTM-FTA	OFF	DEF	REB	AST	STL	BLK	TO	PF	PTS
2011-12	18	33-69	1-2	15-19	12	14	26	4	3	2	19	24	82
TOTAL	18	33-69	1-2	15-19	12	14	26	4	3	2	19	24	82

SEASON	GP	MIN	FG%	3P%	FT%	OFF	DEF	REB	AST	STL	BLK	PF	PTS
2011-12	18	9.6	0.478	0.500	0.789	0.7	0.8	1.4	0.2	0.2	0.1	1.3	4.6
TOTAL	18	9.6	0.478	0.500	0.789	0.7	0.8	1.4	0.2	0.2	0.1	1.3	4.6

	Points	Rebounds	Assists
Career	15 (Trevecca Nazarene - 11/10/11)	5 (Twice)	2 (Cumberlands - 11/21/11)
Season	15 (Trevecca Nazarene - 11/10)	5 (Twice)	2 (Cumberlands - 11/21)

Lindsey Wilson Basketball Player Career Stats

Pramagioulis, Giorgos

SEASON	GP	FGM-FMA	3PM-3PA	FTM-FTA	OFF	DEF	REB	AST	STL	BLK	TO	PF	PTS
2011-12	17	18-36	5-12	11-13	4	24	28	20	7	1	28	15	52
TOTAL	17	18-36	5-12	11-13	4	24	28	20	7	1	28	15	52

SEASON	GP	MIN	FG%	3P%	FT%	OFF	DEF	REB	AST	STL	BLK	PF	PTS
2011-12	17	10.9	0.500	0.417	0.846	0.2	1.4	1.6	1.2	0.4	0.1	0.9	3.1
TOTAL	17	10.9	0.500	0.417	0.846	0.2	1.4	1.6	1.2	0.4	0.1	0.9	3.1

	Points	Rebounds	Assists
Career	11 (Va.-Lynchburg - 11/4 /11)	9 (IU Northwest - 12/29/11)	5 (Twice)
Season	11 (Va.-Lynchburg - 11/4)	9 (IU Northwest - 12/29)	5 (Twice)

Sparks, Anthony

SEASON	GP	FGM-FMA	3PM-3PA	FTM-FTA	OFF	DEF	REB	AST	STL	BLK	TO	PF	PTS
2011-12	6	5-12	0-0	2-2	2	6	8	1	0	0	1	6	12
TOTAL	6	5-12	0-0	2-2	2	6	8	1	0	0	1	6	12

SEASON	GP	MIN	FG%	3P%	FT%	OFF	DEF	REB	AST	STL	BLK	PF	PTS
2011-12	6	3.5	0.417	0.000	1.000	0.3	1.0	1.3	0.2	0.0	0.0	1.0	2.0
TOTAL	6	3.5	0.417	0.000	1.000	0.3	1.0	1.3	0.2	0.0	0.0	1.0	2.0

	Points	Rebounds	Assists
Career	6 (Cumberlands - 11/21/11)	3 (Southern Wesleyan - 12/14/11)	1 (Southern Wesleyan - 12/14/11)
Season	6 (Cumberlands - 11/21)	3 (Southern Wesleyan - 12/14)	1 (Southern Wesleyan - 12/14)

Spreen, Chase

SEASON	GP	FGM-FMA	3PM-3PA	FTM-FTA	OFF	DEF	REB	AST	STL	BLK	TO	PF	PTS
2008-09	20	28-50	12-28	1-2	2	18	20	12	9	3	8	7	69
2009-10	24	35-102	22-74	8-11	7	40	47	11	7	2	12	29	100
2010-11	30	97-235	40-129	86-108	31	79	110	32	23	6	32	42	320
2011-12	23	112-235	46-106	117-141	11	95	106	50	31	4	44	34	387
TOTAL	97	272-622	120-337	212-262	51	232	283	105	70	15	96	112	876

SEASON	GP	MIN	FG%	3P%	FT%	OFF	DEF	REB	AST	STL	BLK	PF	PTS
2008-09	20	7.9	0.560	0.429	0.500	0.1	0.9	1.0	0.6	0.5	0.2	0.4	3.5
2009-10	24	11.8	0.343	0.297	0.727	0.3	1.7	2.0	0.5	0.3	0.1	1.2	4.2
2010-11	30	23.3	0.413	0.310	0.796	1.0	2.6	3.7	1.1	0.8	0.2	1.4	10.7
2011-12	23	31.9	0.477	0.434	0.830	0.5	4.1	4.6	2.2	1.3	0.2	1.5	16.8
TOTAL	97	19.3	0.437	0.356	0.809	0.5	2.4	2.9	1.1	0.7	0.2	1.2	9.0

	Points	Rebounds	Assists
Career	30 (Life - 11/25/11)	11 (Shawnee State- 1/13/11)	7 (West Va. Tech 2/9/12)
Season	30 (Life - 11/25)	9 (Three times)	7 (West Va. Tech 2/9)

White, Josh

SEASON	GP	FGM-FMA	3PM-3PA	FTM-FTA	OFF	DEF	REB	AST	STL	BLK	TO	PF	PTS
2011-12	23	54-114	5-17	28-42	37	81	118	9	11	5	38	43	141
TOTAL	23	54-114	5-17	28-42	37	81	118	9	11	5	38	43	141

SEASON	GP	MIN	FG%	3P%	FT%	OFF	DEF	REB	AST	STL	BLK	PF	PTS
2011-12	23	17.7	0.474	0.294	0.667	1.6	3.5	5.1	0.4	0.5	0.2	1.9	6.1
TOTAL	23	17.7	0.474	0.294	0.667	1.6	3.5	5.1	0.4	0.5	0.2	1.9	6.1

	Points	Rebounds	Assists
Career	17 (OSU-Mansfield - 11/13/11)	12 (Life - 11/25/11)	2 (West Va. Tech - 1/5/12)
Season	17 (OSU-Mansfield - 11/13)	12 (Life - 11/25)	2 (West Va. Tech - 1/5)

Lindsey Wilson Basketball 2011-12 Season Stats

Record:	Overall	Home	Away	Neutral
All Games	(15-8)	(8-2)	(4-6)	(3-0)
Conference	(7-4)	(4-1)	(3-3)	(0-0)
Non-Conference	(8-4)	(4-1)	(1-3)	(3-0)

#	Player	TOTAL					3-PT			REBOUNDS															
		GP	GS	MIN	AVG	FG	FGA	PCT	FG	FGA	PCT	FT	FTA	PCT	OFF	DEF	TOT	R/G	PF	A	TO	BLK	ST	PTS	P/G
1	Kalen Kimberland	21	20	645	30.7	85	194	.438	13	39	.333	105	131	.802	19	50	69	3.3	38	59	42	0	25	288	13.7
2	Giorgos Pramagioulis	17	3	185	10.9	18	36	.500	5	12	.417	11	13	.846	4	24	28	1.6	15	20	28	1	7	52	3.1
11	Milos Petrovic	18	2	173	9.6	33	69	.478	1	2	.500	15	19	.789	12	14	26	1.4	24	4	19	2	3	82	4.6
12	Justin Archie	19	11	514	27.0	56	108	.519	4	10	.400	29	45	.644	11	62	73	3.8	43	92	49	9	31	145	7.6
15	Wesley Hanspard	23	17	539	23.5	94	163	.577	0	0	.000	30	48	.625	32	58	90	3.9	53	21	26	6	13	218	9.5
21	Anthony Sparks	6	0	21	3.5	5	12	.417	0	0	.000	2	2	1.00	2	6	8	1.3	6	1	1	0	0	12	2.0
22	Chase Spreen	23	23	733	31.9	112	235	.477	46	106	.434	117	141	.830	11	95	106	4.6	34	50	44	4	31	387	16.8
23	Chris Johnson	11	0	67	6.1	9	19	.474	4	8	.500	2	3	.667	4	12	16	1.5	15	5	13	0	9	24	2.2
24	Tony Horne	7	0	47	6.7	7	19	.368	1	7	.143	3	5	.600	4	6	10	1.4	5	6	5	0	3	18	2.6
30	Chase Cox	22	12	558	25.4	77	190	.405	62	145	.428	18	22	.818	9	34	43	2.0	56	21	34	4	16	234	10.6
31	Darren Ballou	23	20	513	22.3	43	91	.473	16	43	.372	14	22	.636	19	48	67	2.9	33	11	30	5	11	116	5.0
32	Charles Baker	13	4	246	18.9	26	52	.500	5	12	.417	16	27	.593	11	28	39	3.0	19	15	23	3	7	73	5.6
33	Josh White	23	3	408	17.7	54	114	.474	5	17	.294	28	42	.667	37	81	118	5.1	43	9	38	5	11	141	6.1
TEAM															22	32	54				5				
Lindsey Wilson College		23		4650		619	1302	.475	162	401	.404	390	520	.750	197	550	747	32.5	385	314	357	39	167	1790	77.8
Opponents		23		4650		629	1383	.455	101	354	.285	284	416	.683	261	532	793	34.5	430	268	398	77	174	1643	71.4

TEAM STATISTICS	LWC	OPP	Date	Opponent	Score	WL	Record	Attend
SCORING	1790	1643	11/01/11	hUnion (Ky.)	78-59	W	1-0	652
Points per game	77.8	71.4	11/04/11	nVirginia Univ. Lynchburg	81-66	W	2-0	41
Scoring margin	6.4	-	11/05/11	nUnion (Ky.)	71-66	W	3-0	65
FIELD GOALS-ATT	619-1302	629-1383	11/10/11	aTrevecca Nazarene (Tenn.)	66-67	L	3-1	350
Field goal pct	.475	.455	11/13/11	hOhio State Mansfield	100-54	W	4-1	567
3 POINT FG-ATT	162-401	101-354	11/15/11	aFreed-Hardeman (Tenn.)	71-73	OT L	4-2	382
3-point FG pct	.404	.285	11/21/11	*aCumberlands (Ky.)	58-69	L	4-3, 0-1 MSC	380
3-pt FG made per game	7.0	4.4	11/25/11	nLife (Ga.)	99-83	W	5-3	175
FREE THROWS-ATT	390-520	284-416	12/01/11	*hUVa-Wise (Va.)	79-72	W	6-3, 1-1 MSC	579
Free throw pct	.750	.683	12/03/11	*hPikeville (Ky.)	76-73	W	7-3, 2-1 MSC	674
REBOUNDS	747	793	12/14/11	aSouthern Wesleyan (S.C.)	92-72	W	8-3	105
Rebounds per game	32.5	34.5	12/17/11	hTrevecca Nazarene (Tenn.)	72-71	W	9-3	220
Rebounding margin	-2.0	-	12/29/11	hIndiana Northwest	85-58	W	10-3	273
ASSISTS	314	268	01/05/12	aWest Virginia Tech	78-87	L	10-4	138
Assists per game	13.7	11.7	01/07/12	*aRio Grande (Ohio)	73-70	W	11-4, 3-1 MSC	450
TURNOVERS	357	398	01/12/12	*hShawnee State (Ohio)	85-78	W	12-4, 4-1 MSC	358
Turnovers per game	15.5	17.3	01/14/12	*hGeorgetown (Ky.)	79-78	W	13-4, 5-1 MSC	659
Turnover margin	-1.8	-	01/19/12	*aCampbellsville (Ky.)	71-65	W	14-4, 6-1 MSC	1700
Assist / turnover ratio	0.9	0.7	01/21/12	*aSt. Catharine (Ky.)	86-80	W	15-4, 7-1 MSC	515
STEALS	167	174	01/26/12	*aUVa-Wise (Va.)	51-58	L	15-5, 7-2 MSC	625
Steals per game	7.3	7.6	01/28/12	*aPikeville (Ky.)	70-71	L	15-6, 7-3 MSC	700
BLOCKS	39	77	02/04/12	*hCumberlands (Ky.)	76-77	L	15-7, 7-4 MSC	629
Blocks per game	1.7	3.3	02/09/12	hWest Virginia Tech	93-96	OT L	15-8	645
ATTENDANCE	5256	5626	02/11/12	*hRio Grande (Ohio)	0-0			0
Home games-Avg/Game	10-525	10-534	02/16/12	*aShawnee State (Ohio)	0-0			0
Neutral site-Avg/Game	-	3-93	02/18/12	*aGeorgetown (Ky.)	0-0			0
			02/23/12	*aCampbellsville (Ky.)	0-0			0
SCORE BY PERIODS	1st	2nd	OT1	TOTAL	02/25/12	*hSt. Catharine (Ky.)	0-0	0
Opponents	760	864	19	1643				
Lindsey Wilson College	835	941	14	1790				

Note: *denotes a conference game.

Lindsey Wilson vs. Rio Grande -- Jan. 7, 2012

Date: 1/7/2012
Time: 4:00 pm

Arena: Newt Oliver Arena
City, State: Rio Grande, OH

VISITOR: Lindsey Wilson College (11-4, 3-1 MSC)

NO	PLAYER	P	TOT-FG		3-PT		FT	FTA	REBOUNDS			PF	TP	A	TO	BK	S	MIN
			FG	FGA	FG	FGA			OFF	DEF	TOT							
15	Hanspard, Wesley	F	5	7	0	0	0	0	1	3	4	5	10	0	0	0	0	26
22	Spreen, Chase	F	4	10	0	4	9	12	0	3	3	2	17	1	3	0	1	36
31	Ballou, Darren	F	3	4	3	3	1	2	0	2	2	0	10	0	2	0	2	28
2	Pramagioulis, Giorgos	G	3	5	0	0	0	0	0	4	4	0	6	2	3	0	1	30
30	Cox, Chase	G	4	9	2	4	3	4	2	0	2	2	13	1	4	0	1	28
11	Petrovic, Milos		1	3	0	0	0	0	0	1	1	1	2	1	1	0	0	11
23	Johnson, Chris		2	4	2	3	0	0	4	2	6	3	6	1	2	0	1	24
33	White, Josh		3	5	0	0	3	3	0	3	3	2	9	1	0	0	0	17
TEAM REBOUNDS									1	2	3							
Team Totals			25	47	7	14	16	21	8	20	28	15	73	7	15	0	6	200

Total FG% - 1st: 12/21 0.571 2nd: 13/26 0.500 Game: 0.532 Deadball
 3-PT FG% - 1st: 4/6 0.667 2nd: 3/8 0.375 Game: 0.500 Rebounds
 Total FT% - 1st: 8/11 0.727 2nd: 8/10 0.800 Game: 0.762 (1,2)

HOME: Rio Grande (Ohio) (9-6, 1-3 MSC)

NO	PLAYER	P	TOT-FG		3-PT		FT	FTA	REBOUNDS			PF	TP	A	TO	BK	S	MIN
			FG	FGA	FG	FGA			OFF	DEF	TOT							
20	Gunnell, Shaun	F	7	12	0	0	6	9	2	4	6	2	20	2	1	0	1	33
34	Morris, Turrell	F	6	13	3	7	0	2	1	5	6	2	15	0	1	1	1	32
50	Haynes, Dominick	F	2	6	0	0	1	2	3	1	4	2	5	1	3	0	0	24
11	Legg, Evan	G	4	7	1	2	0	0	0	0	0	0	9	0	0	0	1	25
40	Cubbie, Brad	G	4	12	0	1	2	2	0	2	2	4	10	7	4	0	2	39
4	Warmack, Jermaine		1	3	1	2	2	2	0	0	0	4	5	0	2	0	1	16
23	Hunter, Darriel		1	1	0	0	0	0	0	1	1	1	2	0	1	1	0	7
33	Garba, Makka		1	1	0	0	0	0	2	3	5	2	2	1	1	0	0	14
42	Prater, Ethan		1	2	0	0	0	0	2	1	3	0	2	0	0	0	1	10
TEAM REBOUNDS									3	1	4							
Team Totals			27	57	5	12	11	17	13	18	31	17	70	11	15	2	7	200

Total FG% - 1st: 15/28 0.536 2nd: 12/29 0.414 Game: 0.474 Deadball
 3-PT FG% - 1st: 4/8 0.500 2nd: 1/4 0.250 Game: 0.417 Rebounds
 Total FT% - 1st: 7/11 0.636 2nd: 4/6 0.667 Game: 0.647 (0,0)

Technical Fouls: LWC (0)

: URG (2) 1st 08:37 4 Jermaine Warmack, 1st 07:51 Coach

OFFICIALS : Larry Mestel Scott Bottoms Tony Gray, Jr.

ATTENDANCE : 450

ENHANCED SCORING	FstBrk	OffTov	Paint	2ndCh	Bench
Lindsey Wilson College	0	0	0	0	17
Rio Grande (Ohio)	0	0	0	0	11

SCORE BY PERIODS	1st	2nd	TOTAL
Lindsey Wilson College	36	37	73
Rio Grande (Ohio)	41	29	70

Lindsey Wilson Basketball 2011-12

West Virginia Tech at Lindsey Wilson (Ky.)

((W))

2/9/2012 8:00 PM
All Times Local
NAIA Men's Basketball Box Score

Team	1	2	OT	T
West Virginia Tech	42	42	12	96
Lindsey Wilson (Ky.)	37	47	9	93

West Virginia Tech

No.	Player	P	FGM-A	3PM-A	FTM-A	OREB	DREB	REB	AST	TO	BLK	STL	PF	PTS	MIN
30	B. Burgraff	*	2-5	2-4	2-2	0	1	1	0	0	0	0	8	30:57	
11	E. Hayden	*	5-13	0-2	2-2	3	4	7	2	3	0	0	5	12	30:47
5	J. Proctor	*	5-8	0-0	3-4	2	3	5	0	1	1	0	5	13	15:54
33	D. Robinson	*	7-13	1-1	3-3	2	7	9	4	4	1	2	1	18	33:41
2	R. Tabb	*	3-5	1-2	4-4	1	2	3	5	4	0	2	4	11	28:04
24	T. Clark		1-5	0-3	0-0	0	2	2	0	1	0	1	1	2	20:26
3	D. Ibrahim		2-2	0-0	0-2	1	0	1	0	1	0	0	5	4	4:32
1	D. Rawlinson		7-10	2-3	6-8	1	4	5	6	4	0	2	3	22	39:23
4	J. Stricker		2-5	0-0	0-0	2	1	3	1	0	0	2	3	4	13:53
31	D. Ward		1-1	0-0	0-0	0	0	0	0	0	1	0	0	2	7:23
Team							2	2							
Team Totals			35-67	6-15	20-25	12	26	38	18	18	3	9	27	96	225:00
			52.2%	40.0%	80.0%	Dead Ball Rebounds (3,1)									

Lindsey Wilson (Ky.)

No.	Player	P	FGM-A	3PM-A	FTM-A	OREB	DREB	REB	AST	TO	BLK	STL	PF	PTS	MIN
12	J. Archie	G	3-5	0-0	6-6	2	3	5	8	4	0	1	4	12	32:45
32	C. Baker	F	2-9	0-3	6-10	6	4	10	1	1	0	0	2	10	28:29
15	W. Hanspard	F	13-15	0-0	2-4	2	5	7	1	3	1	2	3	28	35:55
1	K. Kimberland	G	4-9	1-5	6-7	0	1	1	1	3	0	0	3	15	34:45
22	C. Spreen	F	6-16	3-7	4-4	0	3	3	7	2	0	3	4	19	43:34
31	D. Ballou		1-2	0-1	0-0	2	0	2	0	0	0	0	0	2	18:59
30	C. Cox		1-8	1-7	0-0	0	2	2	1	1	0	1	2	3	19:12
2	G. Pramagioulis		0-0	0-0	0-0	0	0	0	0	0	0	0	0	0	4:44
33	J. White		2-3	0-1	0-0	1	2	3	0	2	0	2	1	4	6:37
Team							2	2							
Team Totals			32-67	5-24	24-31	13	22	35	19	16	1	9	19	93	225:00
			47.8%	20.8%	77.4%	Dead Ball Rebounds (2,0)									

Date: 2/9/2012
Time: 8:00 pm
Arena:
City, State:

VISITOR: Rio Grande (Ohio) (12-13)

NO	PLAYER	P	TOT-FG 3-PT			REBOUNDS												
			FG	FGA	FGA	FT	FTA	OFF	DEF	TOT	PF	TP	A	TO	BLK	S	MIN	
20	Gunnell, Shaun	F	5	11	0	0	2	3	3	1	4	2	12	0	1	0	1	23-
34	Morris, Turrell	F	1	2	0	1	1	2	0	3	3	1	3	0	1	0	0	22-
50	Haynes, Dominick	F	8	15	0	0	1	2	2	4	6	1	17	2	6	0	0	27+
4	Warmack, Jermaine	G	2	6	1	1	1	2	1	7	8	1	6	1	0	0	3	32-
40	Cubbie, Brad	G	3	9	0	2	0	0	0	1	1	3	6	1	1	0	0	29-
2	Kimber, Kaleb		0	3	0	2	0	0	1	1	2	2	0	0	0	0	0	15+
5	Moss, Tykiem		0	4	0	2	0	0	0	3	3	1	0	0	0	3	0	14-
10	Joiner, D.D.		0	0	0	0	0	0	0	0	0	0	0	0	0	0	0	0+
11	Legg, Evan		0	2	0	0	0	0	0	0	0	0	0	0	0	0	0	11-
23	Hunter, Darriel		3	7	1	4	0	0	0	3	3	1	7	0	0	0	0	11+
33	Garba, Makka		2	4	0	0	0	0	2	2	4	1	4	0	3	0	1	12-
42	Prater, Ethan		1	1	0	0	1	2	0	0	0	0	3	0	0	0	0	15-
TEAM REBOUNDS							0	0										
Team Totals			25	64	2	12	6	11	9	25	34	13	58	4	15	0	5	210

Total FG% - 1st: 10/34 0.294 2nd: 15/30 0.500 Game: 0.391 Deadball
3-PT FG% - 1st: 0/5 0.000 2nd: 2/7 0.286 Game: 0.167 Rebounds
Total FT% - 1st: 2/4 0.500 2nd: 4/7 0.571 Game: 0.545 (2,2)

HOME: Cumberlands (Ky.) (15-8)

NO	PLAYER	P	TOT-FG 3-PT			REBOUNDS												
			FG	FGA	FGA	FT	FTA	OFF	DEF	TOT	PF	TP	A	TO	BLK	S	MIN	
13	Funchess, Tomas	F	1	3	0	0	0	0	0	1	1	1	2	0	0	1	0	13+
22	Santiago, Jr., Benito	F	4	10	1	2	2	2	3	5	3	11	0	1	0	1	0	21-
00	Leadon, Patrico	G	6	10	1	2	2	4	5	9	2	15	1	2	1	0	32+	
23	Neely, Zavion	G	6	10	1	1	0	0	7	7	1	13	4	5	2	0	38-	
42	Daniel, Matt	G	6	12	0	3	0	0	1	4	5	1	12	3	2	1	2	40
3	Clayman, Flynn		6	13	4	8	3	3	1	5	6	3	19	2	2	1	3	20-
5	Cungious, MarKeith		1	4	0	0	0	0	0	1	1	2	2	1	2	0	0	18
20	Vaughn, Cedric		0	0	0	0	0	0	0	0	0	0	0	0	0	0	0	5-
21	Armstrong, Chance		0	2	0	0	2	2	0	2	2	0	2	0	0	0	0	5+
30	Goins, Steve		0	1	0	0	0	0	0	2	2	1	0	0	0	0	0	8-
TEAM REBOUNDS							0	0										
Team Totals			30	65	7	15	9	9	8	30	38	14	76	11	14	6	6	200

Total FG% - 1st: 10/30 0.333 2nd: 20/35 0.571 Game: 0.462 Deadball
3-PT FG% - 1st: 4/9 0.444 2nd: 3/6 0.500 Game: 0.467 Rebounds
Total FT% - 1st: 5/5 1.000 2nd: 4/4 1.000 Game: 1.000 (0,3)

Technical Fouls: URG (0)
: UC (0)

OFFICIALS :
ATTENDANCE : 0

SCORE BY PERIODS	1st	2nd	TOTAL
Rio Grande (Ohio)	22	36	58
Cumberlands (Ky.)	29	47	76

Rio Grande (Ohio)

NAIA Men's Basketball - 2011

Basketball Statistics

Name	GP	GS	MIN	AVG	TOTAL			3-PT			FREE THROWS			REBOUNDS					PTS	P/G				
					FG	FGA	PCT	FG	FGA	PCT	FG	FGA	PCT	OFF	DEF	TOT	R/G	PF			A	TO	BLK	ST
34 Morris, Turrell	24	24	689	28.7	133	268	0.496	34	97	0.351	61	109	0.560	68	116	184	7.7	65	10	49	37	31	361	15.0
20 Gunnell, Shaun	24	22	664	27.7	116	216	0.537	0	2	0.000	78	124	0.629	81	92	173	7.2	50	21	46	2	16	310	12.9
4 Warmack, Jermaine	24	16	663	27.6	92	214	0.430	40	106	0.377	72	104	0.692	23	62	85	3.5	50	58	56	0	52	296	12.3
50 Haynes, Dominick	24	24	574	23.9	92	187	0.492	0	0	0.000	55	85	0.647	51	56	107	4.5	60	16	54	26	10	239	10.0
40 Cubbie, Brad	23	23	729	31.7	77	211	0.365	4	23	0.174	38	58	0.655	17	45	62	2.7	47	57	73	2	28	196	8.5
11 Legg, Evan	24	6	330	13.8	37	89	0.416	17	44	0.386	18	26	0.692	9	15	24	1.0	16	15	23	0	13	109	4.5
23 Hunter, Darriel	16	0	199	12.4	24	61	0.393	10	28	0.357	9	14	0.643	10	29	39	2.4	32	6	17	1	8	67	4.2
3 Elliott, Travis	1	0	4	4.0	2	4	0.500	0	1	0.000	0	0	0.000	0	0	0	0.0	0	0	1	0	0	4	4.0
5 Moss, Tykeim	6	0	94	15.7	9	29	0.310	3	12	0.250	3	6	0.500	3	7	10	1.7	12	7	13	1	4	24	4.0
33 Garba, Makka	24	0	345	14.4	31	68	0.456	0	0	0.000	16	23	0.696	39	62	101	4.2	59	17	25	4	6	78	3.3
2 Kimber, Kaleb	15	3	217	14.5	15	50	0.300	4	11	0.364	12	24	0.500	8	15	23	1.5	12	5	11	1	4	46	3.1
21 Templeton, Jacob	1	0	4	4.0	1	2	0.500	0	0	0.000	0	0	0.000	0	1	1	1.0	0	0	0	0	0	2	2.0
42 Prater, Ethan	20	0	184	9.2	15	41	0.366	1	7	0.143	6	13	0.462	18	25	43	2.2	26	6	14	1	5	37	1.9
44 Black, Stefan	8	2	124	15.5	3	17	0.176	0	1	0.000	3	5												