

Lindsey Wilson College Men's Basketball

2011-12

Lindsey Wilson College Sports Information • 210 Lindsey Wilson Street • Columbia, Ky.
www.lindseyathletics.com • (270) 384-8071

No. 14 Lindsey Wilson (12-4, 4-1 MSC)

vs. No. 5 Georgetown (15-2, 6-0 MSC)

Biggers Sports Center - Columbia, Ky.

Jan. 14, 2012 - 4 p.m. CT

93.5 WAIN-FM, Duo-County, LindseyAthletics.com

Probable Starting Lineups

Lindsey Wilson	Ht.	Yr.	PPG	RPG
G 1 Kalen Kimberland	6-0	Jr.	14.1	3.5
F 15 Wes Hanspard	6-6	Jr.	7.8	3.4
G 22 Chase Spreen	6-5	Sr.	15.9	4.5
G 30 Chase Cox	6-1	So.	11.1	1.9
F 31 Darren Ballou	6-7	Jr.	5.8	3.4

Georgetown	Ht.	Yr.	PPG	RPG
G 2 Garel Craig	6-3	Jr.	11.9	4.6
G 4 Johonne Hamilton	6-1	Sr.	11.4	3.4
F 15 Aaron Morris	6-7	Sr.	8.2	4.1
F 24 Jordan DeMercy	6-7	Sr.	14.6	9.6
C 44 Maurice Pearson	6-9	Sr.	19.1	10.7

Today's Matchup

	Lindsey Wilson	Georgetown
Record	12-4, 4-1 MSC	15-2, 6-0 MSC
Ranking	No. 14	No. 5
Last Game	W - Shawnee State, 85-78	W - Cumberlands, 75-73
Head Coach	Paul Peck 215-96 (10th year)	Chris Briggs 15-2 (1st year)

No. 14-ranked Lindsey Wilson and No. 5-ranked Georgetown clash in a battle for first place in the Mid-South Conference on Saturday. The Blue Raiders are one game back of the Tigers in the loss column, but must contend with a Georgetown team that has won 11 straight games against MSC competition dating back to last year. The last Tiger loss to a MSC team came last season against Lindsey Wilson at Biggers Sports Center. Tip-off is set for 4 p.m. CT. The game will be live on 93.5 WAIN-FM, on Duo-County Channel 2 and at lindseyathletics.com.

2011-12 Schedule

Date	Opponent	Time/Result
November		
1	Union (Ky.)	W 78-59
4	1-Virginia @ Lynchburg	W 81-66
5	1-Union (Ky.)	W 71-66
10	@ Trevecca Nazarene (Tenn.)	L 66-67
13	Ohio State Mansfield	W 100-54
15	@ Freed-Hardeman (Tenn.)	L 71-73 (ot)
21	* @ Cumberlands (Ky.)	L 58-69
25	2-Life (Ga.)	W 99-83
December		
1	* UVa.-Wise	W 79-72
3	* Pikeville (Ky.)	W 76-73
14	@ Southern Wesleyan (S.C.)	W 92-72
17	Trevecca Nazarene (Tenn.)	W 72-71
29	Indiana-Northwest	W 85-58
January		
5	@ West Va. Tech	L 78-87
7	* @ Rio Grande (Ohio)	W 73-70
12	* Shawnee State (Ohio)	W 85-78
14	* Georgetown (Ky.)	4 p.m.
19	* @ Campbellsville (Ky.)	7 p.m.
21	* @ St. Catharine (Ky.)	3 p.m.
26	* @ UVa.-Wise	7 p.m.
28	* @ Pikeville (Ky.)	3 p.m.
February		
4	* Cumberlands (Ky.)	4 p.m.
9	West Va. Tech	8 p.m.
11	* Rio Grande (Ohio)	4 p.m.
16	* @ Shawnee State (Ohio)	7 p.m.
18	* @ Georgetown (Ky.)	3 p.m.
23	* Campbellsville (Ky.)	8 p.m.
25	* St. Catharine (Ky.)	4 p.m.

March

1-4 @ MSC Tournament (Frankfort, Ky.)
14-20 @ NAIA Tournament (Kansas City, Mo.)

1 - So. Va. Classic;
2 - Lou Cunningham Classic @ Campbellsville
* Mid-South Conference games

LINDSEY WILSON COLLEGE BLUE RAIDERS

NO.	NAME	POS.	YR.	HT.	HOMETOWN
1	Kalen Kimberland	G	Jr.	6-0	Columbia, Ky.
2	Giorgos Pramagioulis	G	Fr.	6-2	Athens, Greece
11	Milos Petrovic	F	Jr.	6-8	Belgrade, Serbia
12	Justin Archie	G	Sr.	6-2	Los Angeles, Calif.
15	Wes Hanspard	F	Jr.	6-6	Oakland, Calif.
21	Anthony Sparks	C	So.	6-10	Detroit, Mich.
22	Chase Spreen	G	Sr.	6-5	Bedford, Ind.
23	Chris Johnson	G	Jr.	6-3	Murfreesboro, Tenn.
24	Tony Horne	G	Fr.	6-3	Louisville, Ky.
30	Chase Cox	G	So.	6-1	Campbellsville, Ky.
31	Darren Ballou	F	Jr.	6-7	Columbia, Ky.
32	Charles Baker	F	Sr.	6-5	Raleigh, N.C.
33	Josh White	F	Jr.	6-7	Los Angeles, Calif.

Head Coach: Paul Peck

Overall: 451-295 (24th year)

Lindsey Wilson: 215-96 (10th year)

Asst. Coach: Chris Starks, J.B. Arnett, Lance Person

GEORGETOWN COLLEGE TIGERS

NO.	NAME	POS.	YR.	HT.	HOMETOWN
1	Anthony Crater	G	Sr.	6-1	Flint, Mich.
2	Garel Craig	G	Jr.	6-3	Hackensack, N.J.
3	Tyrone Shelley	G	Sr.	6-6	San Diego, Calif.
4	Johonne Hamilton	G	Sr.	6-1	Louisville, Ky.
11	Allan Thomas	G	Jr.	6-4	Queens, N.Y.
12	Vic Moses	F	Sr.	6-6	Lexington, Ky.
15	Aaron Morris	F	Sr.	6-7	Richmond, Ky.
20	Brice Jewett	G	So.	6-3	Crestwood, Ky.
22	Russ Middleton	G	Jr.	6-3	Maysville, Ky.
24	Jordan DeMercy	F	Sr.	6-7	Norcross, Ga.
35	John Hegarty	C	Jr.	7-1	New Bedford, Mass.
42	Josh Lockett	F	Sr.	6-8	Pensacola, Fla.
44	Maurice Pearson	C	Sr.	6-9	Silver Springs, Md.

Head Coach: Chris Briggs

Georgetown: 15-2 (1st year)

Asst. Coach: Andre Mahorn, James Jackson

Lindsey Wilson vs. Georgetown At a Glance

All-Time Series

All-Time: Georgetown leads 36-6

@ LWC: Georgetown leads 14-5

@ GC: Georgetown leads 21-1

Neutral: Georgetown leads 1-0

All-Time Series (Last 15 games)

Date	LWC	GC	Site	Result
2/19/11	63	59	LWC	Win
1/15/11	52	66	GC	Loss
2/20/10	66	90	LWC	Loss
2/1/10	41	69	GC	Loss
2/21/09	46	79	GC	Loss
1/31/09	77	75	LWC (OT)	Win
3/1/08	69	80	LWC	Loss
2/9/08	48	95	GC	Loss
3/3/07	54	67	Frankfort	Loss
2/24/07	53	82	GC	Loss
2/3/07	58	95	LWC	Loss
2/25/06	75	62	LWC	Win
2/4/06	65	85	GC	Loss
2/24/05	63	74	GC	Loss
2/3/05	45	58	LWC	Loss

Statistics	LWC	GC
Scoring Avg.	79.0 (5)	86.8 (2)
Points Allowed	69.9 (4)	69.7 (3)
Scoring Margin	+9.1 (4)	+17.2 (1)
Field Goal Pct.	47.8 (3)	51.4 (2)
Opp. FG Pct.	44.7 (9)	38.1 (1)
3-Pt. Pct.	40.9 (1)	35.5 (5)
3-Pt. Made	7.0 (3)	6.5 (5)
Opp. 3-Pt. Pct.	25.5 (1)	29.1 (2)
Free Throw Pct.	74.7 (1)	63.7 (9)
Rebounding	33.2 (10)	43.5 (1)
Reb. Margin	-0.9 (9)	+8.2 (2)
Blocks	1.8 (10)	3.9 (3)
Assists	13.4 (6)	16.8 (2)
Steals	7.5 (8)	9.1 (3)
Turnovers	15.4 (2)	16.4 (6)

Conference Rank in Parenthesis

Game Notes

Lindsey - Georgetown All-Time Series

Saturday's game is the 43rd all-time meeting between the two programs. Georgetown leads the all-time series 36-6, including 14-5 at Biggers Sports Center. The Blue Raiders won the last meeting, but Georgetown has won nine of the last 11 in the series.

Looking Back to Last Season

Lindsey Wilson and Georgetown split last season with each team winning on its home court. The Tigers won 66-52 in Georgetown on Jan. 13 as Maurice Pearson and Tyrone Shelley combined for 25 points. The Blue Raiders won 63-59 on Feb. 19 in Columbia as Justin Archie scored 15 points and had six steals in the win.

Last Time Out

Lindsey Wilson led by as many as 20 points in the second half and hung on for an 85-78 win over visiting Shawnee State University on Thursday. Wes Hanspard led the Blue Raiders with a career-high 18 points in the win. Four Tigers scored in double figures led by Maurice Pearson's 17 points as Georgetown beat host University of the Cumberlands 75-73 on Thursday.

Remarkable Comeback

Trailing 70-61 with 1:58 left in the game, Lindsey Wilson scored the final 12 points of the game in the Blue Raiders' 73-70 win at Rio Grande last Saturday.

Three-Point Dominance

Lindsey Wilson is second in the NAIA this season in three-point defense and fourth in three-point offense. The Blue Raiders' opponents are shooting just 25.5 percent from three-point range this season while the LWC shooters are making 40.9 percent of their threes this season.

Climbing the Scoring Ladder

Lindsey Wilson's Kalen Kimberland and Chase Spreen have moved inside the top-25 on the program's all-time scoring list this season. Kimberland is 20th all-time with 804 points. He is two points from Steve Martin's 806 points. Spreen is 21st with 744 points.

Charity Work

Lindsey Wilson leads the MSC and is fourth in the NAIA in free throw shooting this season. The Blue Raiders are shooting 74.4 percent from the charity stripe. Chase Spreen (83.2 percent) and Kalen Kimberland (79.3) are second and third respectively in the MSC.

Moving Up

Lindsey Wilson moved up four spots in the NAIA Division I Coaches' Top-25 Poll this week to No. 14. It is the highest ranking of the season for the Blue Raiders.

Game Notes

Eclipsing 450

Coach Paul Peck won his 450 career game against Rio Grande on Jan. 7. In his career, Peck won 54 games with Lindsey Wilson during the 1978-79 and 1979-80 seasons when LWC was a junior college. He won 60 games in four seasons at Panola Junior College and 22 games at Kentucky State University. Peck picked up 100 wins in six seasons at Cumberland University and owns 215 wins in nine-plus seasons with Lindsey Wilson in his second stint as the Blue Raiders head coach.

Career-Night

One week after scoring a career-high 16 points against West Va. Tech, Wes Hanspard scored 18 points in Thursday's win over Shawnee State.

Nearly Doubling Up from Three

Thanks to its combination of deadly outside shooting and guarding the three-point arc, Lindsey Wilson has almost doubled its competition this season from beyond the arc. The Blue Raiders have made 112 threes while surrendering just 60 this season.

Recipe for Success

Lindsey Wilson's success under coach Paul Peck revolves around two numbers, 70 and 50. When the Blue Raiders score 70 points in Peck's nine-plus years, Lindsey Wilson is 159-19. Additionally, the Blue Raiders are 83-8 under Peck when they shoot at least 50 percent from the field. This season, LWC is 12-2 when scoring 70 points and 6-0 when shooting 50 percent.

MSC Projections

Lindsey Wilson was projected to finish sixth in the MSC this season. The Blue Raiders received 32 voting points from the MSC coaches in the preseason poll. Georgetown was selected to be co-champs with University of Pikeville. The Tigers received 58 voting points and two first-place votes from the conference coaches.

Looking Ahead

Lindsey Wilson travels to Campbellsville University on Thursday, Jan. 19, while Georgetown hosts to University of Rio Grande on Thursday.

Georgetown Schedule

Date	Opponent	Site	Result	Record
10/27/11	Miami-Hamilton	H	W - 116-43	1-0
10/30/11	Park (Mo.)	H	W - 82-67	2-0
11/1/11	Indiana Southeast	H	W - 100-92	3-0
11/5/11	Florida Memorial	H	W - 87-69	4-0
11/8/11	Asbury (Ky.)	H	W - 89-63	5-0
11/15/11	Park (Mo.)	A	W - 95-85	6-0
11/19/11	Pikeville (Ky.) *	A	W - 86-84	7-0, 1-0 MSC
11/21/11	UVa-Wise (Va.) *	A	W - 75-54	8-0, 2-0 MSC
12/1/11	St. Catharine (Ky.) *	H	W - 87-78	9-0, 3-0 MSC
12/3/11	Campbellsville (Ky.) *	H	W - 61-60	10-0, 4-0 MSC
12/9/11	Mid-Continent (Ky.)	H	W - 103-61	11-0
12/10/11	Southern Poly (Ga.)	H	L - 77-82	11-1
12/30/11	Miami-Middletown	H	W - 91-76	12-1
12/31/11	Miami-Hamilton	H	W - 81-51	13-1
1/4/12	Life (Ga.)	A	L - 81-85	13-2
1/7/12	Shawnee State (Ohio) *	H	W - 90-67	14-2, 5-0 MSC
1/12/12	Cumberlands (Ky.) *	A	W - 75-73	15-2, 6-0 MSC
1/14/12	Lindsey Wilson (Ky.) *	A	4:00 PM	

Lindsey Wilson Basketball Quick Facts

Location	Columbia, Ky. 42728
Founded/Enrollment	1903/2,600
Nickname	Blue Raiders
Colors	Royal Blue and White
Conference	Mid-South
Home Court	Biggers Sports Center
President	Dr. William T. Luckey Jr.
Athletic Director	Willis Pooler
Head Coach	Paul Peck (Union '77)
LWC Record	215-96 (10th Season)
Overall Record	451-295 (24th Season)
2010-11 Record	19-11
2010-11 MSC Record	10-8
All-Time Record	473-327 (25 Years)
MSC Regular Season Titles	1
MSC Tournament Titles	2
NAIA Tourn. Record	6-9 (9 Years)
Last NAIA Tournament Appearance	2009

NAIA National Rankings

Rk.	LW	Team (First Place Votes)	Rec.	Pts.
1	3	Oklahoma Baptist (11)	14-0	312
2	4	Shorter (Ga.) (1)	15-0	298
3	2	Robert Morris (Ill.)	15-1	295
4	1	Concordia (Calif.)	13-2	283
5	6	Georgetown (Ky.)	14-2	265
6	7	Texas Wesleyan	10-2	256
7	9	Azusa Pacific (Calif.)	13-2	248
8	5	Rogers State (Okla.)	13-2	241
9	8	Martin Methodist (Tenn.)	11-3	239
10	13	Southern Poly (Ga.)	12-2	221
11	11	Mountain State (W.Va.)	11-5	206
12	16	Southern Nazarene (Okla.)	12-3	191
13	19	Montana State-Northern	15-2	187
14	18	Lindsey Wilson (Ky.)	11-4	183
15	14	Evangel (Mo.)	13-4	174
16	NR	The Master's (Calif.)	12-3	149
17	23	Our Lady of the Lake (Texas)	10-3	133
T18	21	Xavier (La.)	10-4	119
T18	17	Freed-Hardeman (Tenn.)	11-5	119
20	15	Biola (Calif.)	12-4	114
21	RV	Lee (Tenn.)	9-3	95
22	25	Campbellsville (Ky.)	11-5	94
23	RV	Montana-Western	14-4	93
24	NR	Cal State San Marcos	11-6	84
25	22	Saint Xavier (Ill.)	12-4	70

Others receiving votes: Tougaloo (Miss.) 53; Columbia (Mo.) 49; Oklahoma City 46; Westmont (Calif.) 43; Pikeville (Ky.) 27; Westminster (Utah) 23; Cumberland (Tenn.) 19; SAGU (Texas) 9; MidAmerica Nazarene (Kan.) 6; St. Catharine 3; John Brown (Ark.) 1; Fresno Pacific (Calif.) 1; Baker (Kan.) 1; Oklahoma Christian 1; Wiley (Texas) 1; Science & Arts (Okla.) 1; Voorhees (S.C.) 1.

Rankings and records as of Jan. 9

2011-12 Lindsey Wilson Basketball Results

RECORD: 12-4 overall, 4-1 Mid-South (Home: 7-0, Away: 2-4, Neutral: 3-0)

Date	Opponent	LWC	Result	Margin	Record	High Scorer	High Rebound	High Assist
N1	Union (Ky.)	W	78-59	+19	1-0	17 Cox	8 Spreen	5 Spreen
N4	(N) Va.-Lynchburg	W	81-66	+15	2-0	26 Spreen	9 Spreen	6 Archie
N5	(N) Union (Ky.)	W	71-66	+5	3-0	16 Spreen	9 Spreen	4 Kimberland
N10	@Trevecca Nazarene (Tenn.)	L	66-67	-1	3-1	16 Kimberland	7 Archie	6 Archie
N13	Ohio State-Mansfield	W	100-54	+46	4-1	17 White	11 White	5 Pramagioulis
N15	@Freed-Hardeman (Tenn.)	L	71-73 (ot)	-2	4-2	14 Archie	7 Archie	7 Archie
N21	@ Cumberlands (Ky.)	L	58-69	-11	4-3	15 Archie	8 White	2 Two tied
N25	(N) Life (Ga.)	W	99-83	+16	5-3	30 Spreen	12 White	10 Archie
D1	UVa.-Wise	W	79-72	+7	6-3	20 Spreen	7 White	9 Archie
D3	Pikeville (Ky.)	W	76-73	+3	7-3	26 Kimberland	9 White	4 Kimberland
D14	@ So. Wesleyan (S.C.)	W	92-72	+20	8-3	16 Cox	4 Two tied	2 Two tied
D17	Trevecca Nazarene (Tenn.)	W	72-71	+1	9-3	19 Kimberland	6 Kimberland	4 Kimberland
D29	Indiana-Northwest	W	85-58	+27	10-3	16 Spreen	9 Pramagioulis	6 Kimberland
J5	@West Va. Tech	L	78-87	-9	10-4	22 Cox	5 Spreen	3 Two tied
J7	@ Rio Grande (Ohio)	W	73-70	+3	11-4	17 Spreen	6 Johnson	2 Pramagioulis
J12	Shawnee State (Ohio)	W	85-78	+7	12-4	18 Hanspard	6 Kimberland	7 Archie
J14	Georgetown (Ky.)							
J19	@ Campbellsville (Ky.)							
J21	@ St. Catharine (Ky.)							
J26	@ UVa.-Wise							
J28	@ Pikeville (Ky.)							
F4	Cumberlands (Ky.)							
F9	West Va. Tech							
F11	Rio Grande (Ohio)							
F16	@ Shawnee State (Ohio)							
F18	@ Georgetown (Ky.)							
F23	Campbellsville (Ky.)							
F25	St. Catharine (Ky.)							
M1-4	(N) Mid-South Conference Tournament							
M14-20	(N) NAIA Tournament							

Mid-South Standings

Pos.	Team	Overall	MSC	Pct.	GB
1.	Georgetown	15-2	6-0	1.000	--
2.	Lindsey Wilson	12-4	4-1	.800	1.5
3.	St. Catharine	7-6	3-2	.600	2.5
4.	UVa.-Wise	5-7	3-3	.500	3.0
5.	Pikeville	11-6	3-4	.429	3.5
6.	Cumberlands	9-6	2-3	.400	3.5
7.	Shawnee State	7-9	2-4	.333	4.0
8.	Campbellsville	12-5	1-4	.200	4.5
9.	Rio Grande	9-8	1-4	.200	4.5
	*West Virginia Tech	11-5	--	--	--

* Not eligible for MSC title.

This Week in the MSC

Monday, Jan. 9

Olivet Nazarene University 62 @ Campbellsville 73

Tuesday, Jan. 10

Rio Grande 66 @ Mountain State University 84
West Va. Tech 81 @ Southern Virginia University 89

Thursday, Jan. 12

Georgetown 75 @ Cumberlands 73
UVa.-Wise 71 @ West Va. Tech 107
Pikeville 82 @ Rio Grande 78
Shawnee State 78 @ Lindsey Wilson 85

Saturday, Jan. 14

Shawnee State @ Cumberlands - 3 p.m. CT
St. Catharine @ Campbellsville - 3 p.m. CT
UVa.-Wise @ Rio Grande - 3 p.m. CT
Pikeville @ West Va. Tech - 3 p.m. CT
Georgetown @ Lindsey Wilson - 4 p.m. CT

2011-12 Lindsey Wilson Basketball Statistics

Record When the Blue Raiders...

at Biggers Sports Center.....	7-0
On the road.....	2-4
at neutral sites	3-0
vs. MSC.....	4-1
vs. ranked teams.....	1-0
Leading at halftime.....	10-2
Trailing at halftime.....	1-2
Tied at halftime.....	1-0
Overtime.....	0-1
Score 90+ points.....	3-0
Score 80-89 points.....	3-0
Score 70-79 points.....	6-2
Score 60-69 points.....	0-1
Score less than 60 points.....	0-1
Allow 90+ points.....	0-0
Allow 80-89 points.....	1-1
Allow 70-79 points.....	6-1
Allow 60-69 points.....	2-2
Allow less than 60 points.....	3-0
November.....	5-3
December.....	5-0
January.....	2-1
February.....	0-0
March.....	0-0
Shoot better than opponent.....	10-1
Shoot worse than opponent.....	2-3
Shoot 50% or higher.....	6-0
Shoot worse than 50%.....	6-4
Opp. shoots 50% or higher.....	2-1
Opp. shoots worse than 50%....	10-3
Shoot 35% or higher from 3....	9-3
Shoot worse than 35% from 3...3	3-1
Opp. shoots 35% or higher from 3....	1-2
Opp. shoots worse than 35% from 3....	11-2
Shoot more free throws than opponent..	8-2
Shoot fewer free throws than opponent.	3-2
Shoot same free throws as opponent.....	1-0
Out-rebound opponent.....	4-0
Out-rebounded by opponent.....	6-4
Tied in rebounds.....	2-0
Record 15 or more assists.....	6-1
Record less than 15 assists.....	6-3
Commit 15 or fewer turnovers...8	2
Commit 16 or more turnovers...4	2
More assists than turnovers.....	4-1
More turnovers than assists.....	8-3
1-5 point margins.....	4-2
6-10 point margins.....	2-1
11-19 point margins.....	3-1
20 or more point margins.....	3-0
Games following a loss.....	3-1
Games following a win.....	8-3

Miscellaneous Statistics

Scoring Leaders

Chase Spreen.....	6
Kalen Kimberland.....	4
Chase Cox.....	3
Justin Archie.....	2
Josh White.....	1
Wes Hanspard.....	1

Rebounding Leaders

Josh White.....	6
Chase Spreen.....	4
Justin Archie.....	2
Kalen Kimberland.....	2
Darren Ballou	1
Giorgos Pramagioulis.....	1
Chris Johnson.....	1

Assist Leaders

Justin Archie.....	8
Kalen Kimberland.....	5
Chase Spreen.....	2
Giorgos Pramagioulis.....	2
Milos Petrovic.....	1
Darren Ballou.....	1

Double Figures Scoring

Chase Spreen	14
Kalen Kimberland	12
Chase Cox	7
Justin Archie	6
Wes Hanspard.....	5
Darren Ballou	4
Milos Petrovic	3
Josh White.....	2
Giorgos Pramagioulis.....	1

Double Doubles

Wes Hanspard	1
Josh White.....	1

Season Highs

Lindsey Wilson

Points.....	100 (Ohio St. Mansfield)
FG.....	40 (Ohio St. Mansfield)
FG%.....	63.8 (So. Wesleyan)
3FG.....	11 (Twice)
3FG%.....	68.8 (So. Wesleyan)
FT%.....	86.7 (Trevecca Nazarene)
RB.....	61 (Ohio St. Mansfield)
Assists.....	20 (IU Northwest)
TO.....	25 (Va.-Lynchburg)
Blocks.....	5 (Ohio St. Mansfield)
Steals.....	16 (Ohio St. Mansfield)

Opponents

Points.....	87 (W.Va. Tech)
FG.....	34 (W.Va. Tech)
FG%.....	58.6 (W.Va. Tech)
3FG.....	8 (Twice)
3FG%.....	44.4 (Cumberlands)
FT%.....	83.3 (So. Wesleyan)
RB.....	42 (Freed-Hardeman)
Assists.....	21 (W.Va. Tech)
TO.....	22 (Three times)
Blocks.....	6 (Twice)
Steals.....	13 (Life)

Individual Highs

Points.....	30 Spreen (Life)
3FG.....	5 Cox (Twice)
RB.....	11 White (OSU Mansfield)
Assists.....	10 Archie (Life)
Blocks.....	2 Seven Times
Steals.....	4 Kimberland (Twice)





Paul Peck

Overall: 451-295 (24th season)

Lindsey Wilson: 215-96 (10th season)

Home: 120-27

Home Streak: Won 9

Road: 51-52

Road Streak: Won 1

Neutral: 44-16

Neutral Streak: Won 3

MSC: 65-57

MSC Streak: Won 4

NAIA Tournament: 5-5 NAIA Streak: Lost 2

By Coach

Coach	Seasons	Rec.	Pct.
Paul Peck	2002-Curr.	215-96	.691
Steve Dodd	1996-2002	127-79	.617
Mark Wise	1987-88	20-14	.588
Tom Wethington	1990-93	50-47	.516
Wayne Breeden	1988-90	31-30	.508
Roger Schnepf	1993-96	30-61	.330

By Wins

Coach	Seasons	Wins
Paul Peck	2002-Curr.	215
Steve Dodd	1996-2002	127
Tom Wethington	1990-93	50
Wayne Breeden	1988-90	31
Roger Schnepf	1993-96	30
Mark Wise	1987-88	20

LWC in the NAIA Tournament

Tournament Appearances	9
All-Time Record	6-9
Elite Eight Appearances	2
Sweet 16 Appearances	4
NAIA's under Coach Peck	5
NAIA's Record under Coach Peck	5-5

All-Time Coaching Records

Season by Season

Season	W-L	Pct.	Coach
1987-88	20-14	.588	Mark Wise
1988-89	18-12	.600	Wayne Breeden
1989-90	13-18	.419	Wayne Breeden
1990-91	22-11	.667	Tom Wethington
1991-92	11-20	.355	Tom Wethington
1992-93	17-16	.515	Tom Wethington
1993-94	8-22	.267	Roger Schnepf
1994-95	9-21	.300	Roger Schnepf
1995-96	13-18	.419	Steve Dodd
1996-97	23-13	.639	Steve Dodd
1997-98	23-12	.657	Steve Dodd
1998-99	29-5	.853	Steve Dodd
1999-00	26-8	.765	Steve Dodd
2000-01	9-25	.265	Steve Dodd
2001-02	17-16	.515	Steve Dodd
2002-03	24-11	.686	Paul Peck
2003-04	33-4	.892	Paul Peck
2004-05	30-4	.882	Paul Peck
2005-06	24-10	.706	Paul Peck
2006-07	19-12	.613	Paul Peck
2007-08	16-15	.516	Paul Peck
2008-09	23-9	.719	Paul Peck
2009-10	15-16	.484	Paul Peck
2010-11	19-11	.633	Paul Peck
2011-12	12-4	.750	Paul Peck
Totals	473-327	.591	

Lindsey Wilson Basketball History

LINDSEY WILSON MEN'S BASKETBALL ALL-TIME

POINTS:

1. CETRIC ANDERSON (2001-05)	1,910
2. SCOTT COOK (2002-06)	1,630
3. JOE MCGEORGE (1990-94)	1,444
4. CHRIS DICKERSON (1987-90)	1,270
5. JARED BARNES (2001-05)	1,135
6. MATT BENNETT (1993-97)	1,132
7. MARK BUTCHER (1993-97)	1,103
8. MICHAEL RESCH (1996-2001)	1,086
9. BRENT CONLEY (1998-2000)	1,063
10. LLOYD LEWIS (2005-08)	1,043
20. KALEN KIMBERLAND (2009-)	804
21. CHASE SPREEN (2008-)	744

REBOUNDS:

1. NELSON CUNDIFF (1987-91)	555
2. JARED BARNES (2001-05)	554
3. STEPHEN RUSSELL (2003-06)	532
T4. MICHAEL RESCH (1996-2001)	498
T4. LLOYD LEWIS (2005-08)	498
6. CETRIC ANDERSON (2001-05)	487
7. CHRIS DICKERSON (1987-90)	475
T8. JOHN SPIVEY (2003-05)	440
T8. RICHIE SUTHERLAND (1998-2000)	440
10. SCOTT COOK (2002-06)	429
27. CHASE SPREEN (2008-)	249
29. DARREN BALLOU (2009-)	234

ASSISTS:

1. SCOTT COOK (2002-06)	672
2. NELSON CUNDIFF (1987-91)	447
3. CETRIC ANDERSON (2001-05)	418
4. JARED BARNES (2001-05)	308
5. BRANDON DAVENPORT (1999-2001)	288
6. DARRIN SMITH (1990-91)	267
7. STEPHEN RUSSELL (2003-06)	227
8. JEFF VORIES (2006-10)	216
9. J.J. ROBARDS (1998-2000)	202
10. BRANDON ADAMS (2005-07)	195
11. JUSTIN ARCHIE (2009-)	177
14. KALEN KIMBERLAND (2009-)	158


LINDSEY WILSON MEN'S BASKETBALL INDIVIDUAL RECORDS

Most Points:	41 - Matt Eitutis vs. Alice Lloyd (12/6/89)
Most FG Made:	18 - Matt Eitutis vs. Alice Lloyd (12/6/89)
Most FG Attempted:	31 - Chris Johnson vs. Mich. Christian (3/7/89)
Most 3-pt. Made:	8 - Joe McGeorge vs. Wilberforce (12/17/92) 8 - Joe Beauregard vs. Philander Smith (11/27/99) 8 - Jerry Moton vs. Life (2/8/01)
Most 3-pt. Attempted:	16 - Brandon Adams vs. Mountain State (2/6/07)
Most FT Made:	16 - Tim Wright vs. Faulkner (11/24/07)
Most FT Attempted:	21 - Charles Chambers vs. Berea (1/16/93)
Most Rebounds:	23 - Danyell Macklin vs. Spalding (1/24/98)
Most Assists:	13 - Brandon Davenport vs. Life (1/15/01)
Most Steals:	7 - Leland Perry vs. Johnson Smith (11/13/98) 7 - Scott Cook vs. Ohio State Newark (12/18/05)
Most Blocks:	7 - Thyria Penn vs. Cumberland (11/11/97) 7 - Thyria Penn vs. Union (12/15/97) 7 - Torian Richards vs. Pikeville (1/30/99)

LINDSEY WILSON MEN'S BASKETBALL TEAM RECORDS

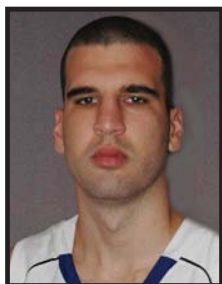
Most Points:	141 vs. Ohio State Mansfield (2/15/09)
Most Points Allowed:	135 vs. Campbellsville (2/7/91)
Fewest Points:	37 vs. Bethel (Ind.) (12/19/09)
Fewest Points Allowed:	27 vs. Johnson Bible (11/15/08)
Most FG:	59 vs. Ohio State Mansfield (11/14/10)
Most FG Attempted:	99 vs. Indiana Northwest (1/2/98)
Best FG Pct.:	72.3 vs. Campbellsville (1/29/05)
Most 3-pt. Made:	19 vs. Southern Virginia (12/10/97)
Most 3-pt. Attempted:	44 vs. Spalding (2/19/01)
Best 3-pt. Pct.	78.6 vs. San Diego Christian (3/15/06)
Most FT Made:	36 vs. Tusculum (11/9/91)
Most FT Attempted:	55 vs. Tusculum (11/9/91)
Most Rebounds:	70 vs. Spalding (11/9/02)
Most Assists:	36 vs. Oakwood (11/21/03) 36 vs. Miami Middletown (11/27/04)
Most Steals:	25 vs. Johnson Bible (11/25/08)
Most Blocks:	12 vs. Brescia (3/7/98)

RADIO/TV CHART



**KALEN
KIMBERLAND**

1 | 6-0 | G | JR.
COLUMBIA, KY.
(ADAIR COUNTY HS)




**GIORGOS
PRAMAGIOULIS**

2 | 6-2 | G | FR.
ATHENS, GREECE
(30 LUKEIO KALAMATAS)




**MILOS
PETROVIC**

11 | 6-8 | C | JR.
BELGRADE, SERBIA
(DELAWARE TECH CC)



**JUSTIN
ARCHIE**

12 | 6-2 | G | SR.
LOS ANGELES, CALIF.
(UNIV. OF NEW ORLEANS)




**WESLEY
HANSPARD**

15 | 6-6 | F | JR.
OAKLAND, CALIF.
(LOS MEDANOS CC)




**ANTHONY
SPARKS**

21 | 6-10 | C | SO.
DETROIT, MICH.
(WABASH VALLEY CC)




**CHASE
SPREEN**

22 | 6-6 | G | SR.
BEDFORD, IND.
(BEDFORD N. LAWRENCE)




**CHRIS
JOHNSON**

23 | 6-3 | G | SO.
MURFREESBORO, TENN.
(VOLUNTEER STATE CC)



**TONY
HORNE**

24 | 6-3 | G | FR.
LOUISVILLE, KY.
(LOUISVILLE MALE HS)




**CHASE
COX**

30 | 6-1 | G | SO.
CAMPBELLSVILLE, KY.
(TAYLOR COUNTY HS)




**DARREN
BALLOU**

31 | 6-7 | F | JR.
COLUMBIA, KY.
(ADAIR COUNTY HS)




**CHARLES
BAKER**

32 | 6-6 | F | SR.
RALEIGH, N.C.
(CAPE FEAR CC)



**JOSH
WHITE**

33 | 6-7 | F | JR.
LOS ANGELES, CALIF.
(MT. SAN ANTONIO CC)



**PAUL
PECK**

HEAD COACH
10TH SEASON



**CHRIS
STARKS**

ASST. COACH
10TH SEASON



**RUSTY
ELMORE**

ASST. COACH
FIRST SEASON

**ASSISTANT COACH
J.B. ARNETT**

**ASSISTANT COACH
LANCE PEARSON**

**MANAGER
KYLE DALTON**

**MANAGER
AUSTIN SHEARER**

**MANAGER
MARCUS CRAVENS**

**FACILITIES/EVENT MANAGEMENT
MIKE TALLEY**

**ATHLETICS INTERN
NELSON POULIOT**

**FILM COORDINATOR
TYLER POPE**

**TRAINER
EMILY RIGNEY**

**ATHLETIC DIRECTOR
WILLIS POOLER**

**ASST. AD/SID
CHRIS WELLS**

**ASSISTANT SID
DAN WHITE**

**ASST. ATHLETICS ADMIN.
ABE CROSS**

**ADMIN. ASSISTANT
BETH BOISVERT**

PRONUNCIATION GUIDE

Giorgos (Goerge-E) Pramagioulis (Proma-GOO-LIUS)
Milos (MEE-LOS) Petrovic (Petro-vich)
Tony Horne (Horn)
Darren Ballou (Ba-Loo)



Lindsey Wilson Basketball Player Career Stats

Archie, Justin

SEASON	GP	FGM-FMA	3PM-3PA	FTM-FTA	OFF	DEF	REB	AST	STL	BLK	TO	PF	PTS
2010-11	28	87-222	7-46	51-73	26	88	114	117	75	21	74	63	232
2011-12	12	39-71	4-6	17-29	5	42	47	60	19	6	30	28	99
TOTAL	40	126-293	11-52	68-102	31	130	161	177	94	27	104	91	331

SEASON	GP	MIN	FG%	3P%	FT%	OFF	DEF	REB	AST	STL	BLK	PF	PTS
2010-11	28	27.3	0.392	0.152	0.699	0.9	3.1	4.1	4.2	2.7	0.8	2.3	8.3
2011-12	12	26.5	0.549	0.667	0.586	0.4	3.5	3.9	5.0	1.6	0.5	2.3	8.3
TOTAL	40	27.0	0.430	0.212	0.667	0.8	3.3	4.0	4.4	2.4	0.7	2.3	8.3

	Points	Rebounds	Assists
Career	19 (West Va. Tech - 2/10/11)	10 (East-West - 11/27/10)	10 (Life - 11/25/11)
Season	15 (Cumberlands - 11/21)	7 (Three times)	10 (Life - 11/25)

Baker, Charles

SEASON	GP	FGM-FMA	3PM-3PA	FTM-FTA	OFF	DEF	REB	AST	STL	BLK	TO	PF	PTS
2010-11	25	93-203	9-30	35-50	54	105	159	27	22	11	37	48	230
2011-12	6	13-24	2-5	7-13	2	12	14	4	5	1	11	4	35
TOTAL	31	106-227	11-35	42-63	56	117	173	31	27	12	48	52	265

SEASON	GP	MIN	FG%	3P%	FT%	OFF	DEF	REB	AST	STL	BLK	PF	PTS
2010-11	25	27.2	0.458	0.300	0.700	2.2	4.2	6.4	1.1	0.9	0.4	1.9	9.2
2011-12	6	17.5	0.542	0.400	0.538	0.3	2.0	2.3	0.7	0.8	0.2	0.7	5.8
TOTAL	31	25.3	0.467	0.314	0.667	1.8	3.8	5.6	1.0	0.9	0.4	1.7	8.5

	Points	Rebounds	Assists
Career	21 (Cumberland - 12/19/10)	12 (UVa.-Wise - 1/27/11)	4 (Berea - 11/16/10)
Season	8 (Shawnee State - 1/12)	7 (Life - 11/25)	1 (Three times)

Ballou, Darren

SEASON	GP	FGM-FMA	3PM-3PA	FTM-FTA	OFF	DEF	REB	AST	STL	BLK	TO	PF	PTS
2009-10	29	37-86	8-28	32-40	27	50	77	11	3	8	25	28	114
2010-11	28	37-112	13-38	16-25	39	63	102	9	13	6	20	49	103
2011-12	16	34-66	13-27	11-14	17	38	55	9	9	3	21	23	92
TOTAL	73	108-264	34-93	59-79	83	151	234	29	25	17	66	100	309

SEASON	GP	MIN	FG%	3P%	FT%	OFF	DEF	REB	AST	STL	BLK	PF	PTS
2009-10	29	13.0	0.430	0.286	0.800	0.9	1.7	2.7	0.4	0.1	0.3	1.0	3.9
2010-11	28	19.9	0.330	0.342	0.640	1.4	2.3	3.6	0.3	0.5	0.2	1.8	3.7
2011-12	16	22.9	0.515	0.481	0.786	1.1	2.4	3.4	0.6	0.6	0.2	1.4	5.8
TOTAL	73	17.8	0.409	0.366	0.747	1.1	2.1	3.2	0.4	0.3	0.2	1.4	4.2

	Points	Rebounds	Assists
Career	17 (Lambuth - 12/11/09)	13 (Lambuth - 12/11/09)	3 (Twice)
Season	12 (Pikeville - 12/3)	7 (Union - 11/1)	3 (West Va. Tech - 1/5)

Cox, Chase

SEASON	GP	FGM-FMA	3PM-3PA	FTM-FTA	OFF	DEF	REB	AST	STL	BLK	TO	PF	PTS
2010-11	30	54-145	37-99	21-36	11	26	37	24	29	1	26	39	166
2011-12	15	55-133	44-97	12-16	8	20	28	16	11	4	24	37	166
TOTAL	45	109-278	81-196	33-52	19	46	65	40	40	5	50	76	332

SEASON	GP	MIN	FG%	3P%	FT%	OFF	DEF	REB	AST	STL	BLK	PF	PTS
2010-11	30	14.4	0.372	0.374	0.583	0.4	0.9	1.2	0.8	1.0	0.0	1.3	5.5
2011-12	15	24.7	0.414	0.454	0.750	0.5	1.3	1.9	1.1	0.7	0.3	2.5	11.1
TOTAL	45	17.8	0.392	0.413	0.635	0.4	1.0	1.4	0.9	0.9	0.1	1.7	7.4

	Points	Rebounds	Assists
Career	22 (West Va. Tech - 1/5/12)	5 (IU Northwest - 12/29/11)	3 (Five times)
Season	22 (West Va. Tech - 1/5)	5 (IU Northwest - 12/29)	3 (Trevecca Nazarene - 11/10)

Lindsey Wilson Basketball Player Career Stats

Hanspard, Wesley

SEASON	GP	FGM-FMA	3PM-3PA	FTM-FTA	OFF	DEF	REB	AST	STL	BLK	TO	PF	PTS
2011-12	16	54-99	0-0	17-27	19	35	54	12	6	4	11	29	125
TOTAL	16	54-99	0-0	17-27	19	35	54	12	6	4	11	29	125

SEASON	GP	MIN	FG%	3P%	FT%	OFF	DEF	REB	AST	STL	BLK	PF	PTS
2011-12	16	21.6	0.545	0.000	0.630	1.2	2.2	3.4	0.8	0.4	0.3	1.8	7.8
TOTAL	16	21.6	0.545	0.000	0.630	1.2	2.2	3.4	0.8	0.4	0.3	1.8	7.8

	Points	Rebounds	Assists
Career	18 (Shawnee State - 1/12/12)	10 (OSU-Mansfield - 11/13/11)	4 (IU Northwest - 12/29/11)
Season	18 (Shawnee State - 1/12)	10 (OSU-Mansfield - 11/13)	4 (IU Northwest - 12/29)

Horne, Tony

SEASON	GP	FGM-FMA	3PM-3PA	FTM-FTA	OFF	DEF	REB	AST	STL	BLK	TO	PF	PTS
2011-12	7	7-19	1-7	3-5	4	6	10	6	3	0	5	5	18
TOTAL	7	7-19	1-7	3-5	4	6	10	6	3	0	5	5	18

SEASON	GP	MIN	FG%	3P%	FT%	OFF	DEF	REB	AST	STL	BLK	PF	PTS
2011-12	7	6.7	0.368	0.143	0.600	0.6	0.9	1.4	0.9	0.4	0.0	0.7	2.6
TOTAL	7	6.7	0.368	0.143	0.600	0.6	0.9	1.4	0.9	0.4	0.0	0.7	2.6

	Points	Rebounds	Assists
Career	7 (IU Northwest - 12/29/11)	6 (OSU-Mansfield - 11/13/11)	2 (Twice)
Season	7 (IU Northwest - 12/29)	6 (OSU-Mansfield - 11/13)	2 (Twice)

Johnson, Chris

SEASON	GP	FGM-FMA	3PM-3PA	FTM-FTA	OFF	DEF	REB	AST	STL	BLK	TO	PF	PTS
2011-12	10	9-18	4-8	2-3	4	12	16	5	9	0	12	15	24
TOTAL	10	9-18	4-8	2-3	4	12	16	5	9	0	12	15	24

SEASON	GP	MIN	FG%	3P%	FT%	OFF	DEF	REB	AST	STL	BLK	PF	PTS
2011-12	10	6.6	0.500	0.500	0.667	0.4	1.2	1.6	0.5	0.9	0.0	1.5	2.4
TOTAL	10	6.6	0.500	0.500	0.667	0.4	1.2	1.6	0.5	0.9	0.0	1.5	2.4

	Points	Rebounds	Assists
Career	6 (Twice)	6 (Rio Grande - 1/7/12)	2 (OSU-Mansfield - 11/13/11)
Season	6 (Twice)	6 (Rio Grande - 1/7)	2 (OSU-Mansfield - 11/13)

Kimberland, Kalen

SEASON	GP	FGM-FMA	3PM-3PA	FTM-FTA	OFF	DEF	REB	AST	STL	BLK	TO	PF	PTS
2009-10	29	89-197	24-56	93-130	33	61	94	55	30	1	65	44	295
2010-11	25	82-221	23-81	124-139	18	50	68	62	33	0	56	47	311
2011-12	14	61-138	7-25	69-87	16	33	49	41	22	0	31	21	198
TOTAL	68	232-556	54-162	286-356	67	144	211	158	85	1	152	112	804

SEASON	GP	MIN	FG%	3P%	FT%	OFF	DEF	REB	AST	STL	BLK	PF	PTS
2009-10	29	28.5	0.452	0.429	0.715	1.1	2.1	3.2	1.9	1.0	0.0	1.5	10.2
2010-11	25	29.2	0.371	0.284	0.892	0.7	2.0	2.7	2.5	1.3	0.0	1.9	12.4
2011-12	14	31.4	0.442	0.280	0.793	1.1	2.4	3.5	2.9	1.6	0.0	1.5	14.1
TOTAL	68	29.4	0.417	0.333	0.803	1.0	2.1	3.1	2.3	1.3	0.0	1.6	11.8

	Points	Rebounds	Assists
Career	26 (Pikeville - 12/3/11)	8 (OSU-Mansfield - 11/14/10)	6 (Twice)
Season	26 (Pikeville - 12/3)	6 (Twice)	6 (IU Northwest - 12/29)

Petrovic, Milos

SEASON	GP	FGM-FMA	3PM-3PA	FTM-FTA	OFF	DEF	REB	AST	STL	BLK	TO	PF	PTS
2011-12	15	33-67	1-2	14-17	11	14	25	4	3	2	17	23	81
TOTAL	15	33-67	1-2	14-17	11	14	25	4	3	2	17	23	81

SEASON	GP	MIN	FG%	3P%	FT%	OFF	DEF	REB	AST	STL	BLK	PF	PTS
2011-12	15	11.2	0.493	0.500	0.824	0.7	0.9	1.7	0.3	0.2	0.1	1.5	5.4
TOTAL	15	11.2	0.493	0.500	0.824	0.7	0.9	1.7	0.3	0.2	0.1	1.5	5.4

	Points	Rebounds	Assists
Career	15 (Trevecca Nazarene - 11/10/11)	5 (Twice)	2 (Cumberlands - 11/21/11)
Season	15 (Trevecca Nazarene - 11/10)	5 (Twice)	2 (Cumberlands - 11/21)

Lindsey Wilson Basketball Player Career Stats

Pramagioulis, Giorgos

SEASON	GP	FGM-FMA	3PM-3PA	FTM-FTA	OFF	DEF	REB	AST	STL	BLK	TO	PF	PTS
2011-12	14	18-35	5-11	11-13	4	23	27	20	7	1	26	14	52
TOTAL	14	18-35	5-11	11-13	4	23	27	20	7	1	26	14	52

SEASON	GP	MIN	FG%	3P%	FT%	OFF	DEF	REB	AST	STL	BLK	PF	PTS
2011-12	14	12.1	0.514	0.455	0.846	0.3	1.6	1.9	1.4	0.5	0.1	1.0	3.7
TOTAL	14	12.1	0.514	0.455	0.846	0.3	1.6	1.9	1.4	0.5	0.1	1.0	3.7

	Points	Rebounds	Assists
Career	11 (Va.-Lynchburg - 11/4 /11)	9 (IU Northwest - 12/29/11)	5 (Twice)
Season	11 (Va.-Lynchburg - 11/4)	9 (IU Northwest - 12/29)	5 (Twice)

Sparks, Anthony

SEASON	GP	FGM-FMA	3PM-3PA	FTM-FTA	OFF	DEF	REB	AST	STL	BLK	TO	PF	PTS
2011-12	6	5-12	0-0	2-2	2	6	8	1	0	0	1	6	12
TOTAL	6	5-12	0-0	2-2	2	6	8	1	0	0	1	6	12

SEASON	GP	MIN	FG%	3P%	FT%	OFF	DEF	REB	AST	STL	BLK	PF	PTS
2011-12	6	3.5	0.417	0.000	1.000	0.3	1.0	1.3	0.2	0.0	0.0	1.0	2.0
TOTAL	6	3.5	0.417	0.000	1.000	0.3	1.0	1.3	0.2	0.0	0.0	1.0	2.0

	Points	Rebounds	Assists
Career	6 (Cumberlands - 11/21/11)	3 (Southern Wesleyan - 12/14/11)	1 (Southern Wesleyan - 12/14/11)
Season	6 (Cumberlands - 11/21)	3 (Southern Wesleyan - 12/14)	1 (Southern Wesleyan - 12/14)

Spreen, Chase

SEASON	GP	FGM-FMA	3PM-3PA	FTM-FTA	OFF	DEF	REB	AST	STL	BLK	TO	PF	PTS
2008-09	20	28-50	12-28	1-2	2	18	20	12	9	3	8	7	69
2009-10	24	35-102	22-74	8-11	7	40	47	11	7	2	12	29	100
2010-11	30	97-235	40-129	86-108	31	79	110	32	23	6	32	42	320
2011-12	16	74-158	28-76	79-95	10	62	72	30	18	3	29	23	255
TOTAL	90	234-545	102-307	174-216	50	199	249	85	57	14	81	101	744

SEASON	GP	MIN	FG%	3P%	FT%	OFF	DEF	REB	AST	STL	BLK	PF	PTS
2008-09	20	7.9	0.560	0.429	0.500	0.1	0.9	1.0	0.6	0.5	0.2	0.4	3.5
2009-10	24	11.8	0.343	0.297	0.727	0.3	1.7	2.0	0.5	0.3	0.1	1.2	4.2
2010-11	30	23.3	0.413	0.310	0.796	1.0	2.6	3.7	1.1	0.8	0.2	1.4	10.7
2011-12	16	30.5	0.468	0.368	0.832	0.6	3.9	4.5	1.9	1.1	0.2	1.4	15.9
TOTAL	90	18.1	0.429	0.332	0.806	0.6	2.2	2.8	0.9	0.6	0.2	1.1	8.3

	Points	Rebounds	Assists
Career	30 (Life - 11/25/11)	11 (Shawnee State- 1/13/11)	5 (Twice)
Season	30 (Life - 11/25)	9 (Twice)	5 (Union 11/1)

White, Josh

SEASON	GP	FGM-FMA	3PM-3PA	FTM-FTA	OFF	DEF	REB	AST	STL	BLK	TO	PF	PTS
2011-12	16	41-87	3-10	22-35	32	66	98	7	8	4	26	34	107
TOTAL	16	41-87	3-10	22-35	32	66	98	7	8	4	26	34	107

SEASON	GP	MIN	FG%	3P%	FT%	OFF	DEF	REB	AST	STL	BLK	PF	PTS
2011-12	16	20.2	0.471	0.300	0.629	2.0	4.1	6.1	0.4	0.5	0.3	2.1	6.7
TOTAL	16	20.2	0.471	0.300	0.629	2.0	4.1	6.1	0.4	0.5	0.3	2.1	6.7

	Points	Rebounds	Assists
Career	17 (OSU-Mansfield - 11/13/11)	12 (Life - 11/25/11)	2 (West Va. Tech - 1/5/12)
Season	17 (OSU-Mansfield - 11/13)	12 (Life - 11/25)	2 (West Va. Tech - 1/5)

Lindsey Wilson Basketball 2011-12 Season Stats

Record:	Overall	Home	Away	Neutral
All Games	(12-4)	(7-0)	(2-4)	(3-0)
Conference	(4-1)	(3-0)	(1-1)	(0-0)
Non-Conference	(8-3)	(4-0)	(1-3)	(3-0)

#	Player	TOTAL					3-PT			REBOUNDS																
		GP	GS	MIN	AVG	FG	FGA	PCT	FG	FGA	PCT	FT	FTA	PCT	OFF	DEF	TOT	R/G	PF	A	TO	BLK	ST	PTS	P/G	
1	Kalen Kimberland	14	13	440	31.4	61	138	.442	7	25	.280	69	87	.793	16	33	49	3.5	21	41	31	0	22	198	14.1	
2	Giorgos Pramagioulis	14	3	169	12.1	18	35	.514	5	11	.455	11	13	.846	4	23	27	1.9	14	20	26	1	7	52	3.7	
11	Milos Petrovic	15	2	168	11.2	33	67	.493	1	2	.500	14	17	.824	11	14	25	1.7	23	4	17	2	3	81	5.4	
12	Justin Archie	12	10	317	26.4	39	71	.549	4	6	.667	17	29	.586	5	42	47	3.9	28	60	30	6	19	99	8.3	
15	Wesley Hanspard	16	10	345	21.6	54	99	.545	0	0	.000	17	27	.630	19	35	54	3.4	29	12	11	4	6	125	7.8	
21	Anthony Sparks	6	0	21	3.5	5	12	.417	0	0	.000	2	2	1.00	2	6	8	1.3	6	1	1	0	0	12	2.0	
22	Chase Spreen	16	16	488	30.5	74	158	.468	28	76	.368	79	95	.832	10	62	72	4.5	23	30	29	3	18	255	15.9	
23	Chris Johnson	10	0	66	6.6	9	18	.500	4	8	.500	2	3	.667	4	12	16	1.6	15	5	12	0	9	24	2.4	
24	Tony Horne	7	0	47	6.7	7	19	.368	1	7	.143	3	5	.600	4	6	10	1.4	5	6	5	0	3	18	2.6	
30	Chase Cox	15	6	370	24.7	55	133	.414	44	97	.454	12	16	.750	8	20	28	1.9	37	16	24	4	11	166	11.1	
31	Darren Ballou	16	14	366	22.9	34	66	.515	13	27	.481	11	14	.786	17	38	55	3.4	23	9	21	3	9	92	5.8	
32	Charles Baker	6	3	105	17.5	13	24	.542	2	5	.400	7	13	.538	2	12	14	2.3	4	4	11	1	5	35	5.8	
33	Josh White	16	3	323	20.2	41	87	.471	3	10	.300	22	35	.629	32	66	98	6.1	34	7	26	4	8	107	6.7	
TEAM															10	18	28					3				
Lindsey Wilson College		16		3225		443	927	.478	112	274	.409	266	356	.747	144	387	531	33.2	26	32	15	247	28	120	1264	79.0
Opponents		16		3225		432	966	.447	60	235	.255	194	284	.683	182	365	547	34.2	29	117	6	283	53	123	1118	69.9

TEAM STATISTICS	LWC	OPP	Date	Opponent	Score	W L	Record	Attend
SCORING	1264	1118	11/01/11	hUnion (Ky.)	78-59	W	1-0	652
Points per game	79.0	69.9	11/04/11	nVirginia Univ. Lynchburg	81-66	W	2-0	41
Scoring margin	9.1	-	11/05/11	nUnion (Ky.)	71-66	W	3-0	65
FIELD GOALS-ATT	443-927	432-966	11/10/11	aTrevecca Nazarene (Tenn.)	66-67	L	3-1	350
Field goal pct	.478	.447	11/13/11	hOhio State Mansfield	100-54	W	4-1	567
3 POINT FG-ATT	112-274	60-235	11/15/11	aFreed-Hardeman (Tenn.)	71-73	OT L	4-2	382
3-point FG pct	.409	.255	11/21/11	*aCumberlands (Ky.)	58-69	L	4-3, 0-1 MSC	380
3-pt FG made per game	7.0	3.8	11/25/11	nLife (Ga.)	99-83	W	5-3	175
FREE THROWS-ATT	266-356	194-284	12/01/11	*hUVa-Wise (Va.)	79-72	W	6-3, 1-1 MSC	579
Free throw pct	.747	.683	12/03/11	*hPikeville (Ky.)	76-73	W	7-3, 2-1 MSC	674
REBOUNDS	531	547	12/14/11	aSouthern Wesleyan (S.C.)	92-72	W	8-3	105
Rebounds per game	33.2	34.2	12/17/11	hTrevecca Nazarene (Tenn.)	72-71	W	9-3	220
Rebounding margin	-1.0	-	12/29/11	hIndiana Northwest	85-58	W	10-3	273
ASSISTS	215	176	01/05/12	aWest Virginia Tech	78-87	L	10-4	138
Assists per game	13.4	11.0	01/07/12	*aRio Grande (Ohio)	73-70	W	11-4, 3-1 MSC	450
TURNOVERS	247	283	01/12/12	*hShawnee State (Ohio)	85-78	W	12-4, 4-1 MSC	358
Turnovers per game	15.4	17.7	01/14/12	*hGeorgetown (Ky.)	0-0			0
Turnover margin	-2.3	-	01/19/12	*aCampbellsville (Ky.)	0-0			0
Assist / turnover ratio	0.9	0.6	01/21/12	*aSt. Catharine (Ky.)	0-0			0
STEALS	120	123	01/26/12	*aUVa-Wise (Va.)	0-0			0
Steals per game	7.5	7.7	01/28/12	*aPikeville (Ky.)	0-0			0
BLOCKS	28	53	02/04/12	*hCumberlands (Ky.)	0-0			0
Blocks per game	1.8	3.3	02/09/12	hWest Virginia Tech	0-0			0
ATTENDANCE	3323	2086	02/11/12	*hRio Grande (Ohio)	0-0			0
Home games-Avg/Game	7-474	6-300	02/16/12	*aShawnee State (Ohio)	0-0			0
Neutral site-Avg/Game	-	3-93	02/18/12	*aGeorgetown (Ky.)	0-0			0
			02/23/12	*aCampbellsville (Ky.)	0-0			0
SCORE BY PERIODS	1st	2nd	OT1	TOTAL	02/25/12	*hSt. Catharine (Ky.)	0-0	0
Opponents	514	597	7	1118				
Lindsey Wilson College	608	651	5	1264				

Note: *denotes a conference game.

Lindsey Wilson Basketball 2011-12

Date: 1/12/2012 Arena: Biggers Sport Center
Time: 8:15 pm City, State: Columbia, KY

VISITOR: Shawnee State (Ohio) (7-9, 2-4 MSC)

NO	PLAYER	TOT-FG		3-PT		REBOUNDS		FT		FTA		OFF DEF		TOT PF TP		A	TO	BK	S	MIN
		P	FGA	FG	FGA	FT	FTA	OFF	DEF	TOT	PF	TP	A	TO	BK					
20	Bryant, Mark	F	8	14	1	3	2	3	4	5	9	3	19	0	2	1	1	1	1	33+
33	Morgan, Tyler	F	7	11	1	2	6	8	6	6	12	1	21	3	4	1	0	0	35-	
11	Devlin, Andrew	C	2	7	0	0	2	4	2	4	6	2	6	0	3	1	0	24+		
22	Nixson, Ian	G	6	14	1	3	4	5	2	2	4	4	17	4	2	0	2	38+		
23	Boyles, Tyler	G	2	3	0	0	0	0	0	1	1	5	4	1	1	1	2	20-		
3	Bennington, Jeremy	G	3	9	1	6	1	3	0	2	2	3	8	1	2	0	2	21+		
12	Banks, Trevor	0	0	0	0	0	0	0	0	0	1	0	1	2	0	0	6+			
24	Kennedy, Colin	1	1	0	0	0	0	0	0	0	0	0	2	0	0	0	2+			
32	Bruns, Alex	0	0	0	0	0	0	0	1	1	0	0	0	1	0	0	4-			
34	Vance, Austin	0	3	0	1	2	2	1	3	2	1	1	1	0	0	0	16-			
TEAM REBOUNDS																				
Team Totals		29	62	4	15	16	25	17	22	39	21	78	11	18	4	7	200			

Total FG% - 1st: 13/29 0.448 2nd: 16/33 0.485 Game: 0.468 Deadball
3-PT FG% - 1st: 3/8 0.375 2nd: 1/7 0.143 Game: 0.267 Rebounds
Total FT% - 1st: 6/6 1.000 2nd: 10/19 0.526 Game: 0.640 (4,0)

HOME: Lindsey Wilson College (12-4, 4-1 MSC)

NO	PLAYER	TOT-FG		3-PT		REBOUNDS		FT		FTA		OFF DEF		TOT PF TP		A	TO	BK	S	MIN
		P	FGA	FG	FGA	FT	FTA	OFF	DEF	TOT	PF	TP	A	TO	BK					
15	Hanspard, Wesley	F	6	10	0	0	6	6	1	2	3	3	18	1	1	0	1	0	1	27+
22	Spreen, Chase	F	7	12	3	4	0	0	2	3	5	0	17	3	2	1	2	32+		
31	Ballou, Darren	F	1	1	1	0	0	0	4	2	3	1	0	0	0	0	19-			
1	Kimberland, Kalen	G	1	11	0	1	7	8	1	5	6	1	9	5	3	0	4	32-		
30	Cox, Chase	G	3	9	3	8	0	0	1	0	1	3	9	1	1	2	0	33-		
2	Pramagioulis, Giorgos	0	0	0	0	0	0	0	0	0	0	0	0	0	0	0	0	2-		
11	Petrovic, Milos	1	1	0	0	0	0	0	0	0	1	2	0	0	0	0	3-			
12	Archie, Justin	1	1	0	0	3	7	0	2	2	1	5	7	3	0	2	19-			
23	Johnson, Chris	1	1	1	0	0	0	0	0	0	2	3	0	0	0	0	3-			
32	Baker, Charles	2	4	0	0	4	4	1	1	2	0	8	0	2	0	1	13-			
33	White, Josh	4	5	0	0	3	4	1	3	4	5	11	1	2	0	1	18-			
TEAM REBOUNDS																				
Team Totals		27	55	8	15	23	29	9	21	30	18	85	19	14	3	11	200			

Total FG% - 1st: 15/29 0.517 2nd: 12/26 0.462 Game: 0.491 Deadball
3-PT FG% - 1st: 5/9 0.556 2nd: 3/6 0.500 Game: 0.533 Rebounds
Total FT% - 1st: 4/6 0.667 2nd: 19/23 0.826 Game: 0.793 (3,0)

Technical Fouls: SSU (0)
: LMC (0)

OFFICIALS : Michael Melton Bradford Vieira Stephen Devine
ATTENDANCE : 358

ENHANCED SCORING	FstBrk	OffTov	Paint	2ndCh	Bench
Shawnee State (Ohio)	2	16	34	16	11
Lindsey Wilson College	8	17	36	1	29

SCORE BY PERIODS	1st	2nd	TOTAL
Shawnee State (Ohio)	35	43	78
Lindsey Wilson College	39	46	85

Georgetown (Ky.) at Cumberlands (Ky.)

(WV)

1/12/2012 8:00 PM
All Times Local
NAIA Men's Basketball Box Score

Team	1	2	T
Georgetown (Ky.)	35	40	75
Cumberlands (Ky.)	30	43	73

Georgetown (Ky.)

No.	Player	P	FGM-A	3PM-A	FTM-A	OREB	DREB	REB	AST	TO	BLK	STL	PF	PTS	MIN
2	G. Craig	G	2-5	2-4	8-10	0	2	2	0	3	0	0	5	14	24:58
24	J. Demercy	* G	3-7	0-4	0-1	1	4	5	0	4	0	2	4	6	20:49
04	J. Hamilton	G	5-9	2-2	2-2	0	1	1	7	1	0	3	1	14	26:30
15	A. Morris	F	0-2	0-1	4-7	0	2	2	0	2	0	1	2	4	26:13
44	M. Pearson	* G	7-13	0-0	3-4	1	6	7	0	2	0	1	3	17	26:38
1	A. Crater	1-2	0-1	0-0	0	2	2	2	1	0	0	5	2	17:18	
35	J. Hegarty	0-1	0-0	0-0	0	1	1	0	0	0	1	0	0	0	2:07
42	J. Lockett	0-2	0-0	0-0	0	3	3	0	0	0	0	1	0	13:04	
22	R. Middleton	2-3	1-2	0-0	0	0	0	0	2	0	0	0	5	14:22	
03	T. Shelley	4-10	2-3	3-3	2	6	8	0	2	0	1	0	13	22:25	
11	A. Thomas	0-0	0-0	0-0	0	0	0	1	1	0	0	1	0	5:36	
Team															
Team Totals		24-54	7-17	20-27	4	27	31	10	18	1	8	22	75	200:00	
		44.4%	41.2%	74.1%											Dead Ball Rebounds (7,1)

Cumberlands (Ky.)

No.	Player	P	FGM-A	3PM-A	FTM-A	OREB	DREB	REB	AST	TO	BLK	STL	PF	PTS	MIN
5	M. Cungiogis	F	2-5	0-0	0-0	2	5	7	0	3	0	0	2	4	22:42
42	M. Daniel	G	6-16	2-9	4-6	0	4	4	2	0	0	1	1	18	35:14
13	T. Funchess	F	0-0	0-0	0-0	1	2	3	0	0	0	0	1	0	10:02
14	D. Grigsby	G	0-1	0-0	0-2	0	1	1	0	2	0	2	2	0	12:35
23	Z. Neely	G	9-14	0-3	5-8	0	2	2	6	3	0	2	1	23	37:25
21	C. Armstrong	1-2	0-1	0-1	1	1	2	0	2	0	0	1	2	12:06	
30	S. Goins	1-4	0-0	0-0	1	2	3	0	0	1	0	4	2	9:41	
22	B. Santiago, Jr.	4-6	0-0	5-9	1	6	7	1	3	1	1	4	13	27:14	
20	C. Vaughn	0-0	0-0	0-0	0	0	0	1	0	0	0	0	0	2:45	
1	A. Watts	4-8	3-7	0-0	1	1	2	2	2	2	0	1	4	11	30:16
Team															
Team Totals		27-56	5-20	14-26	7	24	31	12	15	2	7	20	73	200:00	
		48.2%	25.0%	53.8%											Dead Ball Rebounds (6,2)

Georgetown (Ky.)

NAIA Men's Basketball - 2011

Basketball Statistics

Name	GP	GS	MIN	AVG	TOTAL			3-PT			FREE THROWS			REBOUNDS					PTS	P/G				
					FG	FGA	PCT	FG	FGA	PCT	FG	FGA	PCT	OFF	DEF	TOT	R/G	PF			A	TO	BLK	ST
44 Pearson, Maurice	15	15	389	25.9	108	161	0.671	0	1	0.000	70	118	0.593	59	101	160	10.7	27	3	22	7	8	286	19.1
24 Demercy, Jordan	5	5	159	31.8	29	61	0.475	6	20	0.300	9	16	0.563	14	34	48	9.6	13	13	12	8	8	73	14.6
03 Shelley, Tyrone	11	6	277	25.2	52	104	0.500	15	34	0.441	28	37	0.757	18	65	83	7.5	30	27	27	14	9	147	13.4
2 Craig, Garell	17	17	481	28.3	66	145	0.455	13	35	0.371	57	84	0.679	14	65	79	4.6	46	58	44	9	21	202	11.9
04 Hamilton, Johnne	17	11	413	24.3	74	145	0.510	13	32	0.406	33	49	0.673	15	43	58	3.4	18	61	36	1	40	194	11.4
11 Thomas, Allan	17	1	373	21.9	72	151	0.477	27	73	0.370	17	29	0.586	17	34	51	3.0	26	24	34	10	11	188	11.1
22 Middleton, Russ	11	7	268	24.4	36	79	0.456	11	35	0.314	10	17	0.588	10	19	29	2.6	13	22	8	2	13	93	8.5
15 Morris, Aaron	17	13	395	23.2	54	89	0.607	6	24	0.250	26	41	0.634	21	49	70	4.1	46	22	25	6	17	140	8.2
1 Crater, Anthony	17	10	455	26.8	29	70	0.414	19	56	0.339	14	20	0.700	8	30	38	2.2	31	52	45	1	20	91	5.4
42 Lockett, Josh	17	0	196	11.5	25	57	0.439	0	0	0.000	8	16	0.500	15	44	59	3.5	47	4	21	4	8	58	3.4
35 Hegarty, John	2	0	15	7.5	2	3	0.667	0	0	0.000	0	0	0.000	2	6	8	4.0	3	0	2	5	0	4	2.0
20 Smith, Max	1	0	0	0.0	0	0	0.000	0	0	0.000	0	0	0.000	0	0	0	0.0	0						